

Seasonal Assessment – Spring 2020

The following represents a provisional assessment of the weather experienced across the UK during Spring 2020 (March, April, May) and how it compares with the 1981 to 2010 average.

This spring was warmer than average, mostly due to a very warm April, and also drier and much sunnier than average. The first half of March continued the unsettled theme of the preceding winter, but after that any interludes of unsettled weather were short-lived and rainfall was notably below average.

March saw maximum temperatures slightly above average over most of the UK, but minimum temperatures were near or slightly below average; the UK monthly mean temperature was 0.1 °C above the long-term average. Temperatures were close to average for most of March but with brief warmer spells. Most of April was warmer than average, especially regarding daytime temperatures, and most notably between the 5th and 12th; monthly-mean temperatures were 1.7 °C above average, making it provisionally the fifth warmest April in a series from 1884. Although there was a cold spell from 11th to 15th May, maximum temperatures were well above average for May, with minimum temperatures near average overall, and the monthly-mean temperature was 1.0 °C above average.

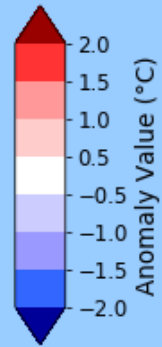
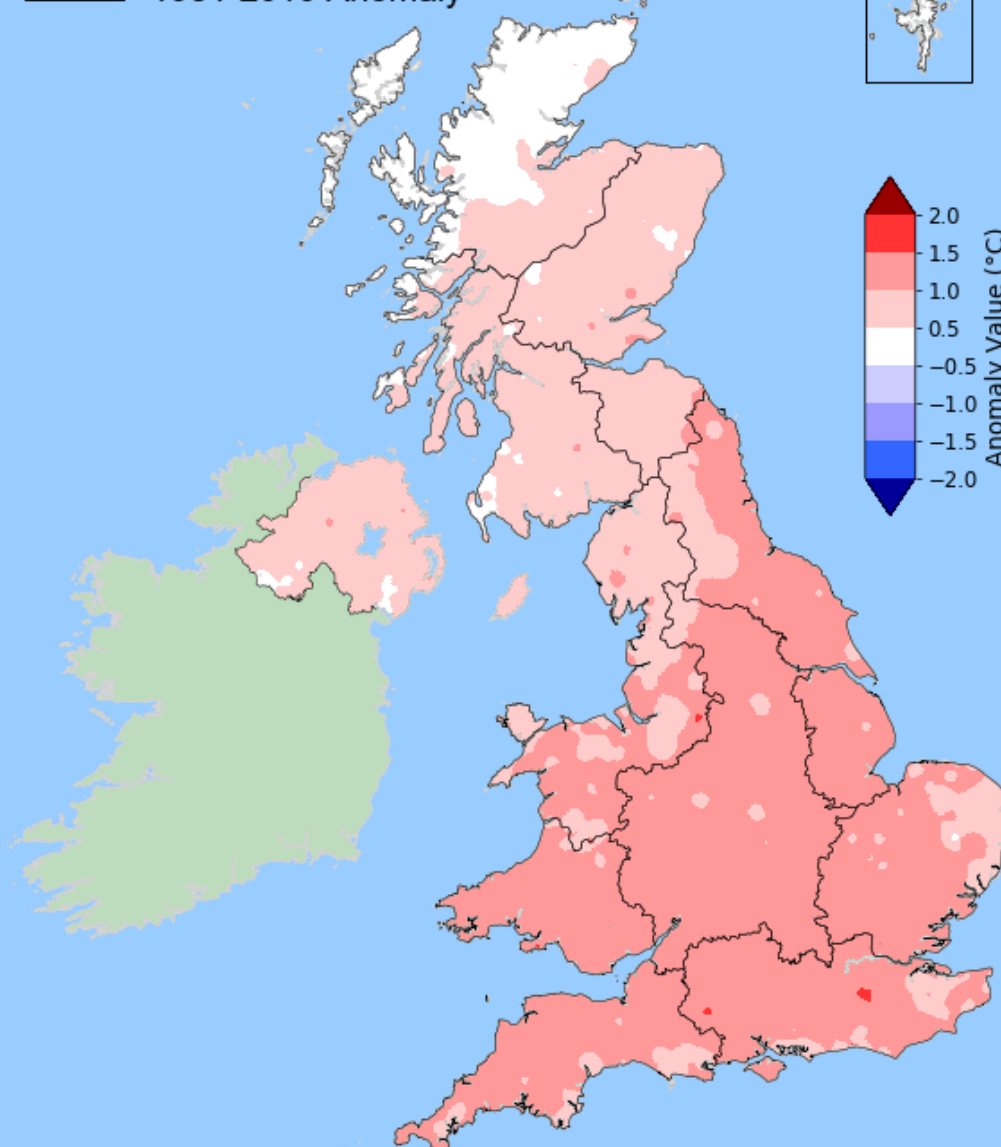
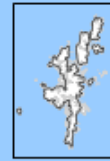
March rainfall totals were near average in many southern and western areas, and slightly above average in western fringes of Scotland, whereas eastern counties of both Scotland and England were rather dry; overall the UK had 82% of average rainfall. April was much drier than average, especially over northern England and southern and eastern Scotland, though a few places in central southern England had average totals or above. The UK overall had 40% of average rainfall for April, provisionally the eighth driest April since 1862. Rainfall was well below average during May, especially from Lancashire and Yorkshire southwards, although north-west Scotland had above average rainfall for the month. The UK figure for May was 47% of average. England had its driest May on record, and Wales its second driest. Spring overall was the UK's fifth driest on record.

Most areas were sunnier than average in March, with just Scotland seeing near or just below average totals. April was much sunnier than average for almost all areas, with over 150% of average for many. May was very sunny too, with anomalies above 150% in most of England and Wales. Sunshine totals for the UK overall were 134% of average in March, 151% of average in April, and 143% in May, giving us the ninth sunniest March, the sunniest April and the sunniest May in a series from 1929, and hence by a wide margin it was the sunniest spring on record.

UK statistical summary		
Mean temperature	Rainfall	Sunshine
The provisional mean value is 8.7 °C, which is 0.9 °C above the 1981-2010 average.	The provisional total is 140 mm, which is 59% of the 1981-2010 average.	The provisional total is 626 hours, which is 144% of the 1981-2010 average.



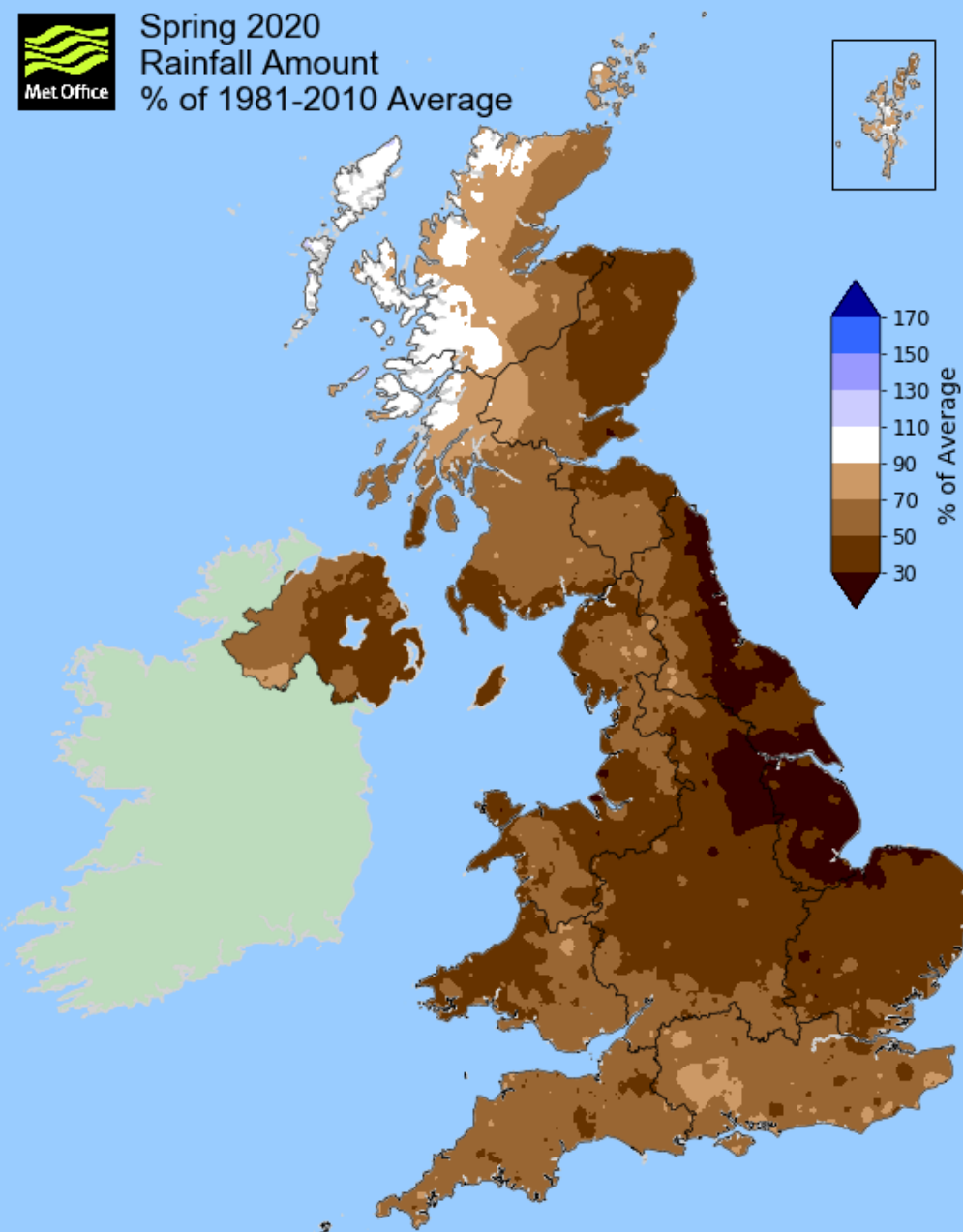
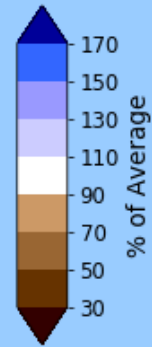
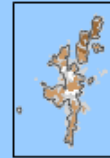
Spring 2020
Mean Temperature
1981-2010 Anomaly



© Crown copyright



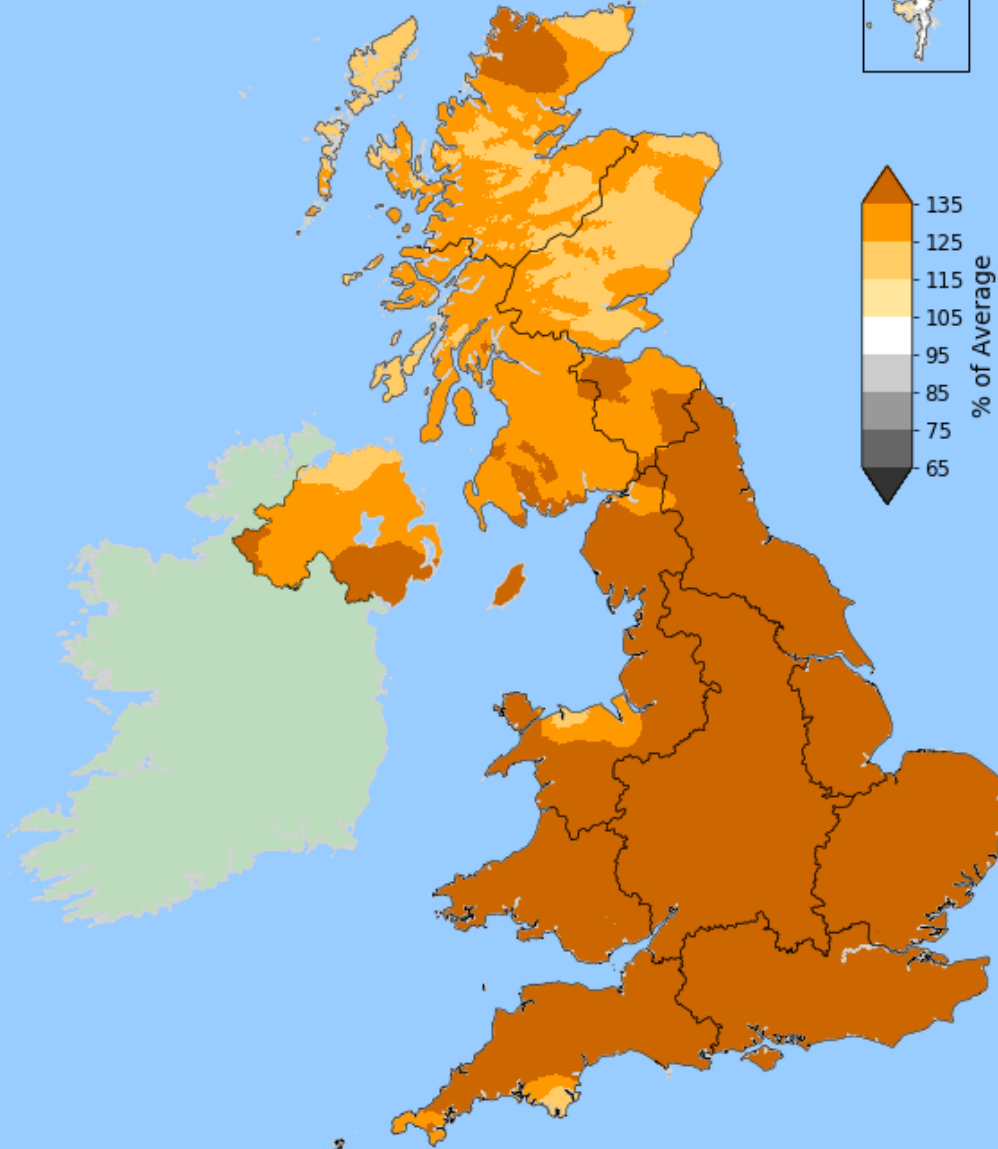
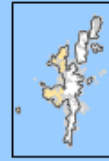
Spring 2020
Rainfall Amount
% of 1981-2010 Average



© Crown copyright



Spring 2020
Sunshine Duration
% of 1981-2010 Average



© Crown copyright

