

## Seasonal Assessment – Summer 2022

The following represents a provisional assessment of the weather experienced across the UK during Summer 2022 (June, July and August), and how it compares with the 1991 to 2020 average.

The summer was warmer than average, most particularly in some eastern counties of England where mean temperatures were nearly 2 °C above average, and maximum temperatures were especially far above average over most of England. There were hot spells in each month, and the summer will be remembered for a new UK record of 40.3 °C at Coningsby (Lincolnshire) on 19th July. The weather was settled for much of the time, with little rain in many areas during most of July and early August. Sunshine was above average overall in each individual month, especially in England.

Both June and July began on the cool side, but all three summer months saw above-average temperatures overall, more especially in eastern areas, with maximum temperatures broadly further above average than minima. Overall mean temperatures for June were 0.6 °C above average, and July was 1.3 °C above average, with August then 1.5 °C above average.

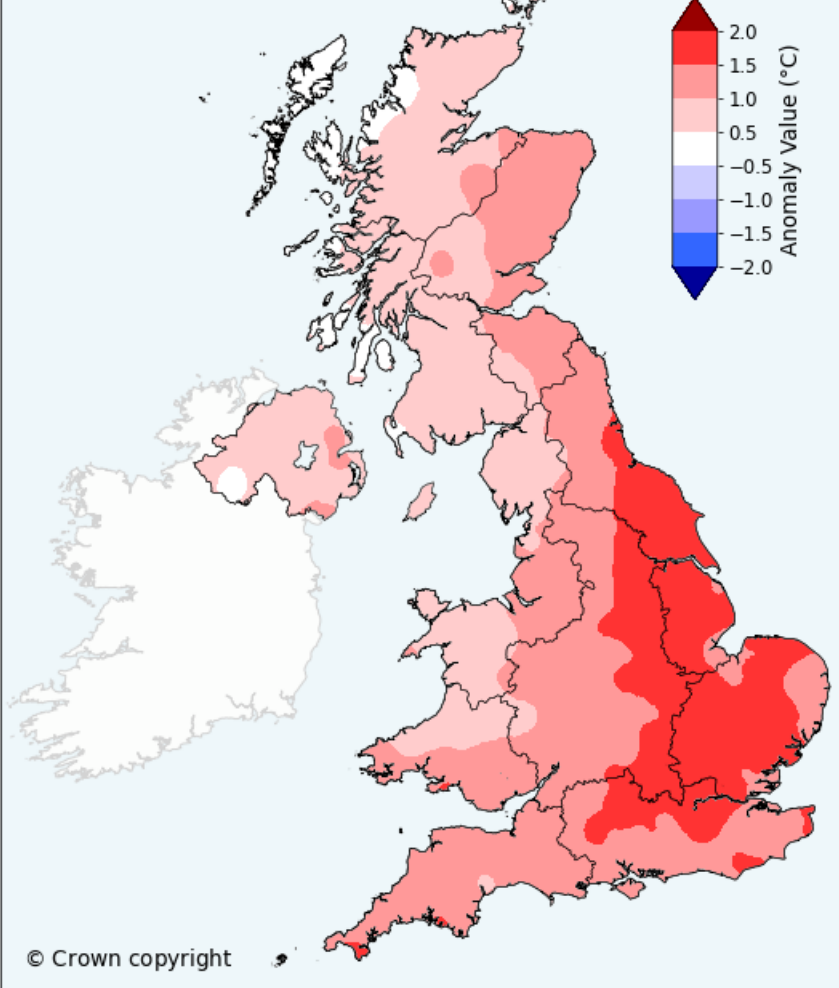
Rainfall in June was rather below average in most southern and eastern areas, with only a few western counties exceeding the average, giving a UK-wide figure of 76% of average. July was notably dry in many areas; some locations in the south-east had very little rain all month, whereas the far north-west of Scotland was slightly wetter than average, and the UK has 56% of average rainfall. August was dry also for many areas, though localised thunderstorms contributed to rainfall totals in some places, with an overall figure of 54% of average.

Most areas were somewhat sunnier than average in June, with Northern Ireland being the exception. Southern areas slightly exceeded their sunshine average in July also, with most north-western areas rather duller than average. August was a sunny month generally, with the far north-west the only exception. Overall sunshine percentages of average were 114% in June, 103% in July and 128% in August.

UK statistical summary		
Mean temperature	Rainfall	Sunshine
The provisional mean value is 15.7 °C, which is 1.1 °C above the 1991-2020 average.	The provisional total is 156 mm, which is 62% of the 1991-2020 average.	The provisional total is 582 hours, which is 115% of the 1991-2020 average.

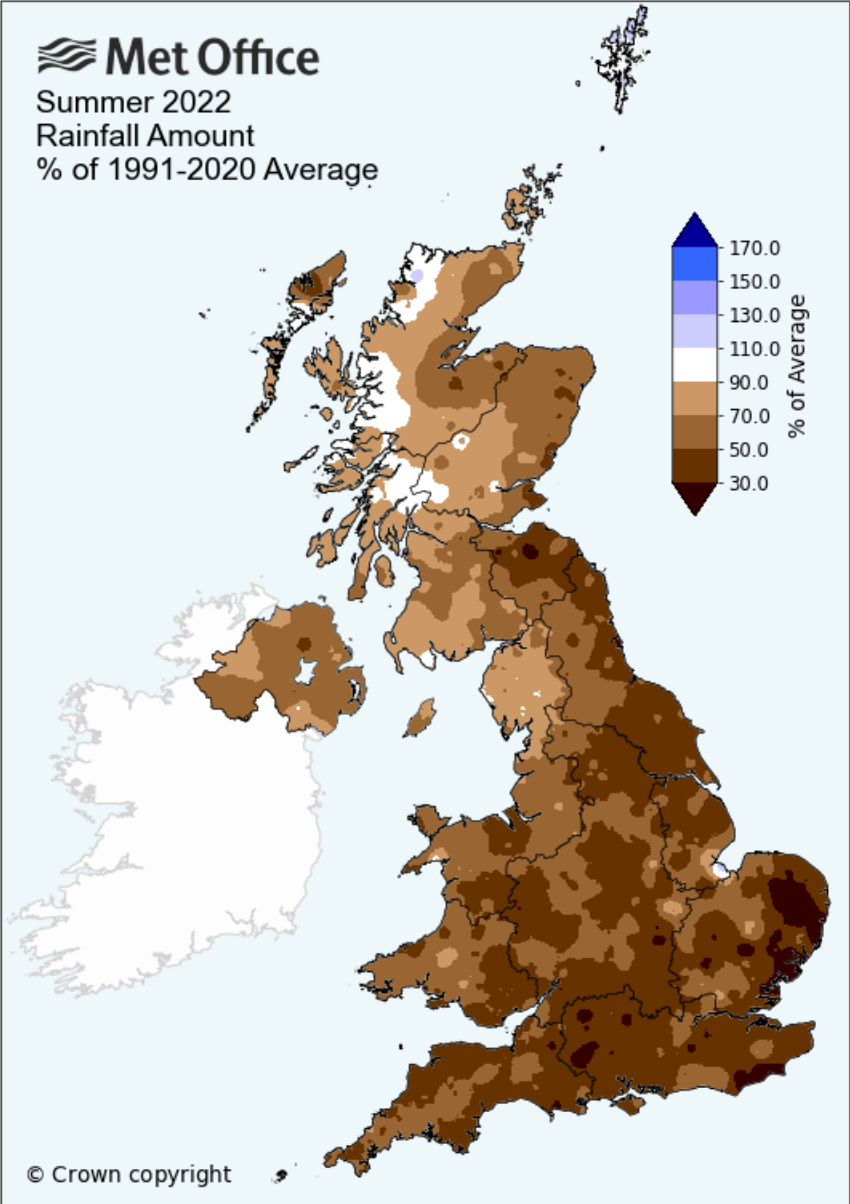
 **Met Office**

Summer 2022  
Mean Temperature  
1991-2020 Anomaly



 **Met Office**

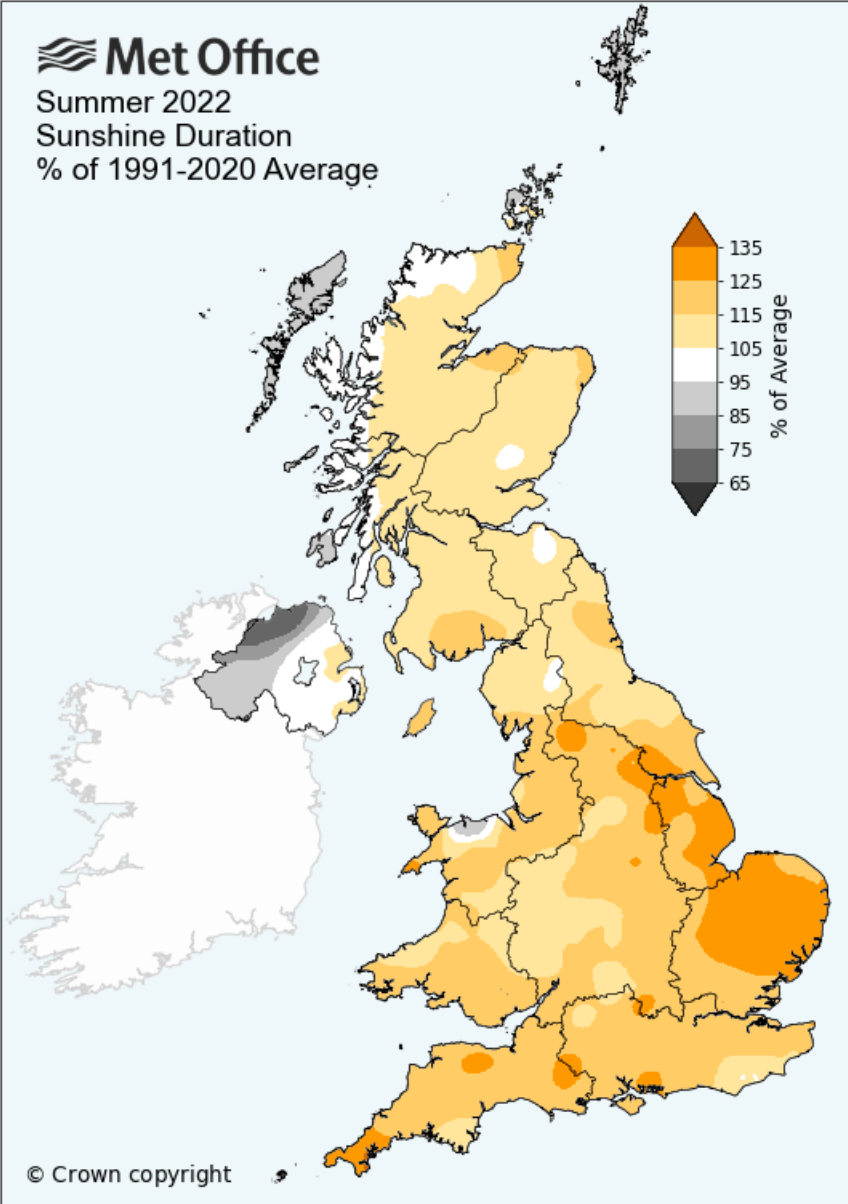
Summer 2022  
Rainfall Amount  
% of 1991-2020 Average



© Crown copyright

 **Met Office**

Summer 2022  
Sunshine Duration  
% of 1991-2020 Average



© Crown copyright

### Mean Temperature - Summer 2022 - UK

