Met Office

UK International Development
Partnership | Progress | Prosperity

Current Status	Outlook
Cold	Much more likely to be colder than normal
Cool	Likely to be colder than normal
Normal	Likely to be near-normal
Mixed	Mixed
Warm	Likely to be warmer than normal
Hot	Much more likely to be warmer than normal

Current Status	Outlook
Very Dry	Much more likely to be drier than normal
Dry	Likely to be drier than normal
Normal	Likely to be near-normal
Mixed	Mixed
Wet	Likely to be wetter than normal
Very Wet	Much more likely to be drier than normal

Climatological odds - see note

Met Office

UK International Development
Partnership | Progress | Prosperity

Asia: Monthly Climate Outlook August to May

Issued: November 2025

Overview

Current Status

Outlooks

Annex 1 – Supplemental Information

Overview

Asia Current Status and Outlook – Temperature

Asia Current Status and Outlook – Rainfall

Global Outlook – Temperature

Global Outlook – Rainfall

Asia Current Status and Outlook - Temperature

Current Status: Many areas observed above normal temperatures between August and October but with some exceptions. Southern Vietnam as well as parts of India and northern China experienced normal or below normal temperatures throughout the period.

Outlook: Above normal temperatures are likely or very likely across much of the continent. The exceptions to this are parts of India, where the chances of above or below normal temperatures are balanced, and parts of mainland Southeast Asia where temperatures are more likely to be close to normal.

3-Month Outlook December to February - Temperature

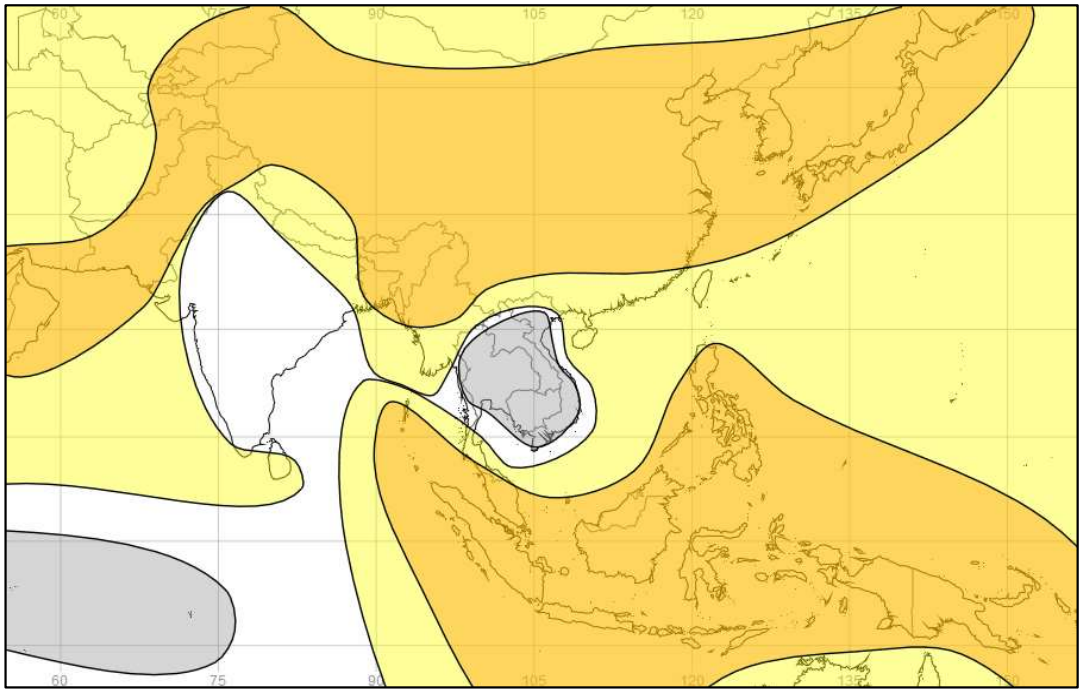

Below Normal		Near-Normal	Above Normal	
Much More Likely	Likely		Likely	Much More Likely

Asia Current Status and Outlook - Rainfall

Current Status: The South Asia monsoon brought above normal rainfall to many areas during August. This includes wet or very wet conditions for northern Vietnam, Bangladesh, Northern Pakistan and parts of India and Myanmar. September saw more mixed conditions. Parts of northern and western India also experienced very wet conditions in October with some late season rains. Much of central Asia experienced near normal rainfall throughout the period (although very little rain is usually observed at this time of year). Large parts of Indonesia as well as Timor Leste experienced above normal rainfall over the last three months.

Outlook: The negative IOD and La Niña conditions are likely to be the main drivers through this period.

Above normal rainfall is likely across much of the Maritime Continent with an increased risk of flash flood events compared to normal over the next three months. The exception being areas around Borneo and Sulawesi which are likely to be drier than normal. Southern China as well as Bangladesh, Nepal, the Korean Peninsula and parts of southern Japan likely to be drier than normal.

Central Asia typically sees an increase in rainfall through this period. However, chances of above or below normal rainfall are balanced in this region.

3-Month Outlook December to February - Rainfall

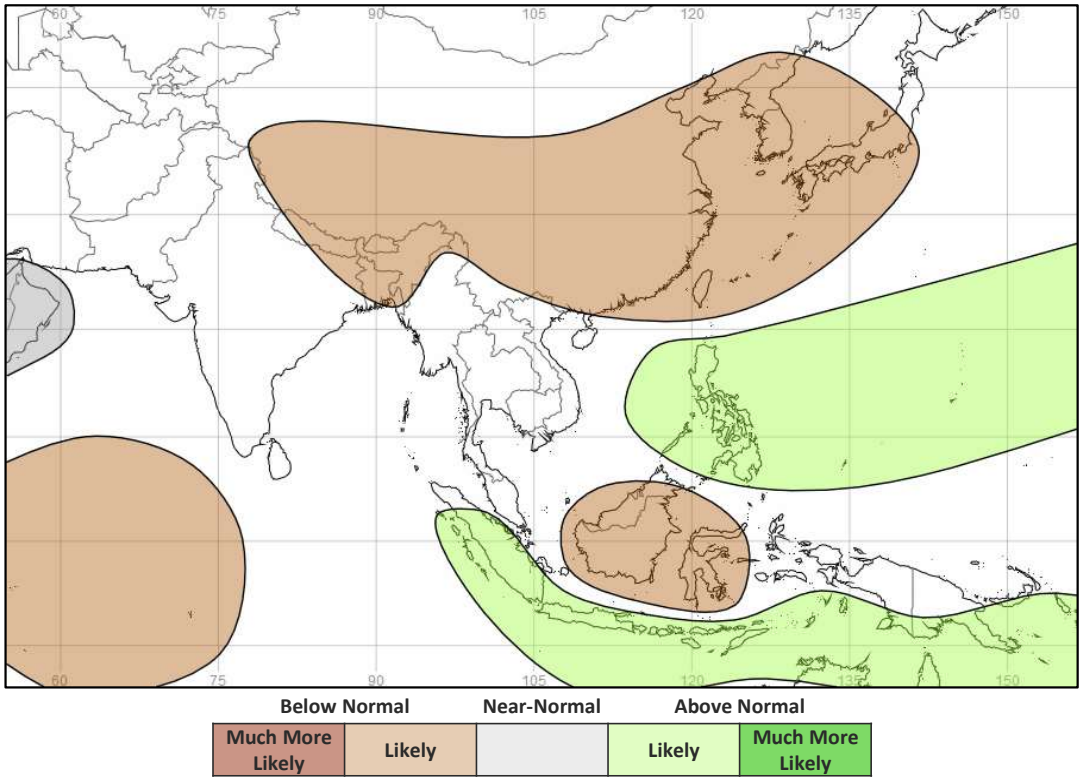

Global Outlook - Temperature

Outlook: Consistent with our warming climate, there is an increase in the likelihood of warmer than normal conditions for most regions. The main outlier is parts of the central Pacific where below normal temperatures are likely. This is associated with ongoing La Niña-like conditions.

3-Month Outlook December to February - Temperature

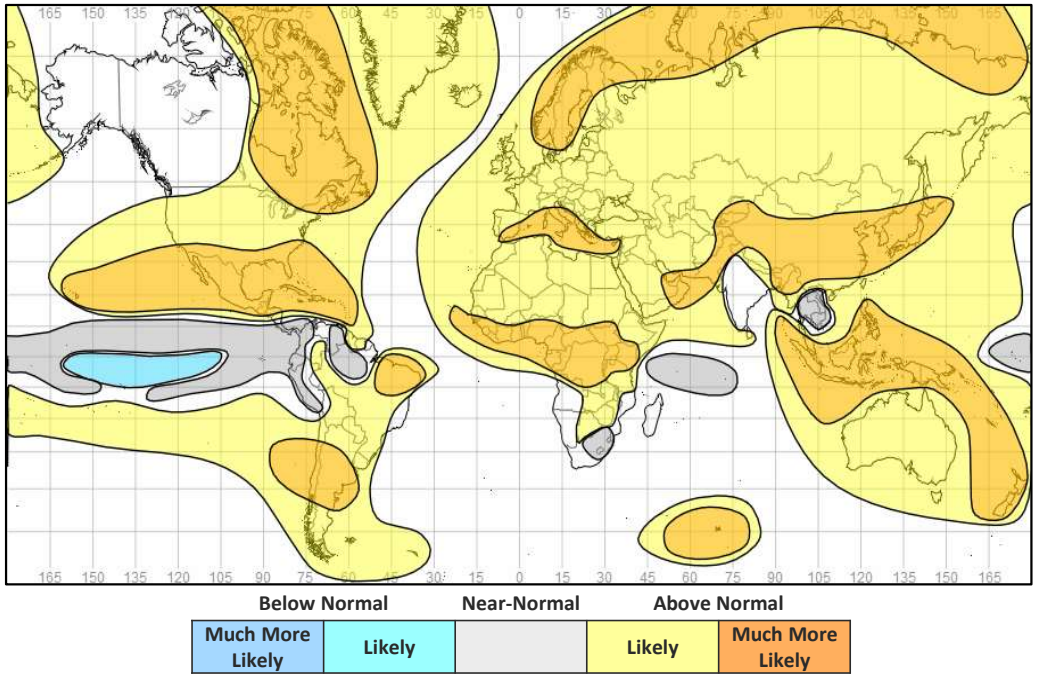

Global Outlook - Rainfall

El Niño-Southern Oscillation (ENSO) –Australian Bureau of Meteorology (BoM) considers ENSO to be neutral with the conditions not being met for a La Niña event to be declared. In contrast, according to the Climate Prediction Centre, La Niña conditions ate present with a La Niña Advisory issued. All indices are currently negative and point to La Niña conditions with some atmospheric response evident, with these conditions to remain over the coming few months, returning to neutral early next year.

La Niña conditions, even in the absence of an official event being declared, tend to increase in the likelihood of wetter than normal conditions in some tropical land regions of the world. There is also a link to drier conditions in East Africa. More information on typical impacts can be found here: https://www.metoffice.gov.uk/research/climate/seasonal-to-decadal/gpc-outlooks/el-nino-la-nina/enso-impacts

Indian Ocean Diploe (IOD) – The Indian Ocean Dipole (IOD) is still currently negative, although weakening, having been very strongly negative over the previous few months, with warm sea surface temperature anomalies in the east of the basin and cool anomalies in the west. A negative IOD increases in the likelihood of drier than normal conditions across East Africa, with a poor performance of the 'Short Rains' which run from October through to December. Conversely, the likelihood of wetter than normal increases across Indonesia.

3-Month Outlook December to February - Rainfall

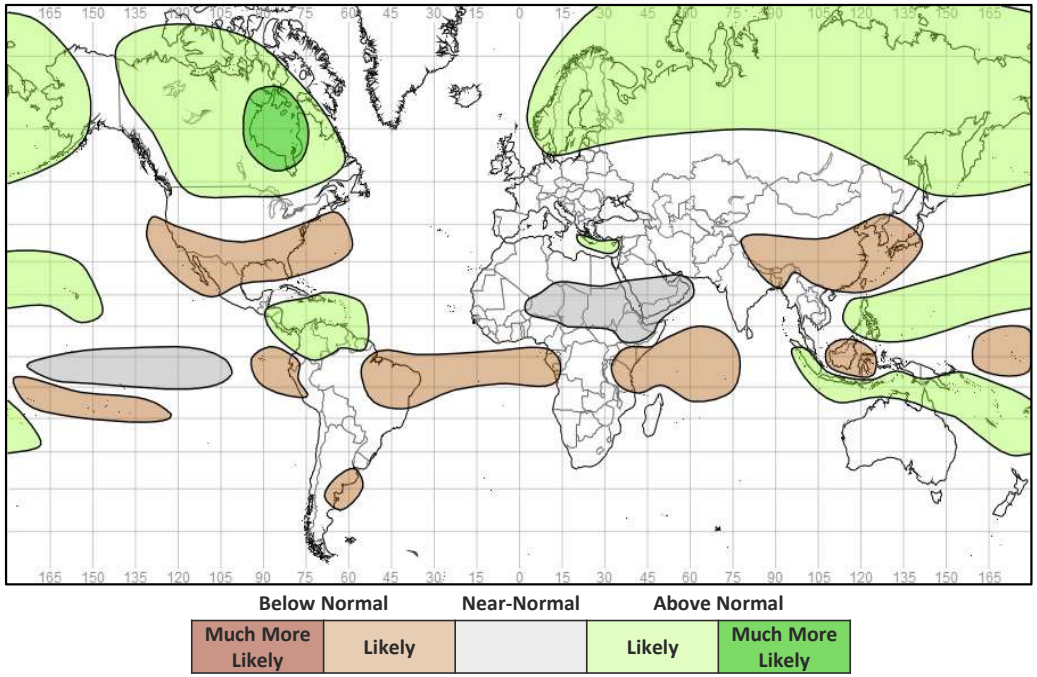

Current Status

Current Status maps

Central Asia

Southern Asia

Southeast Asian Peninsula

Southeastern Asia / Indonesia

Current Status – Temperature percentiles

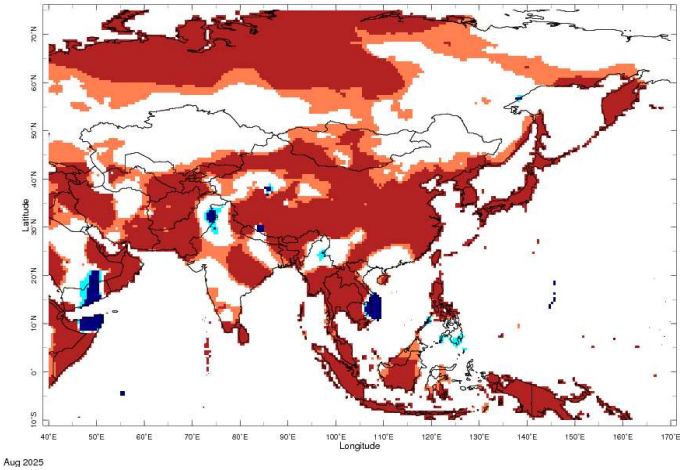

August

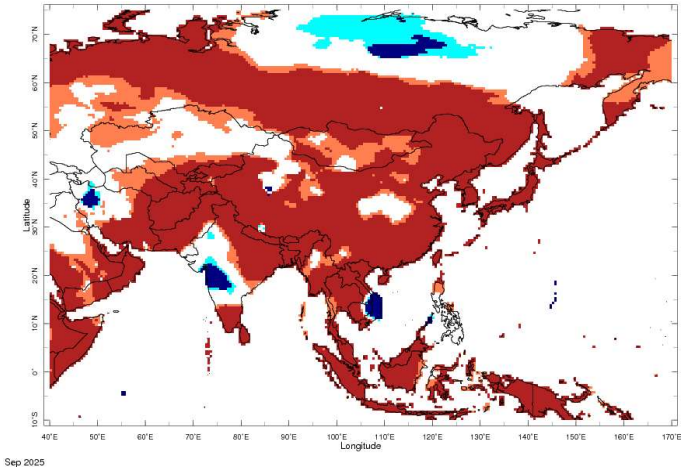

September

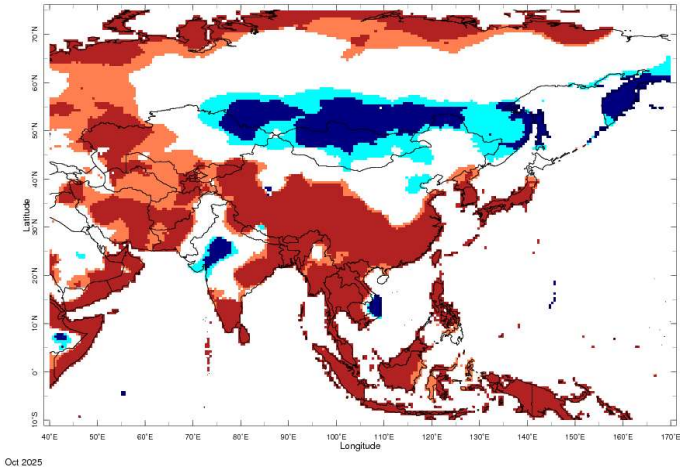

October

Notes: The percentiles shown in the map indicate a ranking of temperature, with the 0th percentile being the coolest and the 100th percentile being the warmest in the 1981-2010 climatology. Orange and red shading represent values above the 80th (Warm) and 90th (Hot) percentile, respectively; regions shaded in light and dark blue indicate values below the 20th (Cool) and 10th (Cold) percentile, with respect to the 1981-2010 climatology. The data used in this map are from the NOAA Climate Prediction Center.

Current Status – Precipitation percentiles

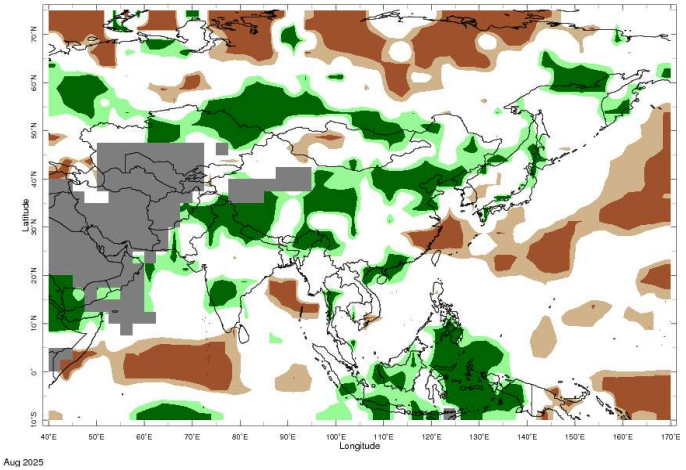

August

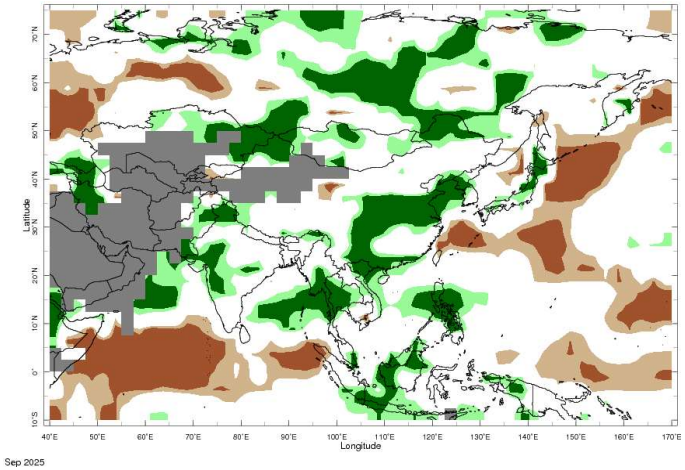

September

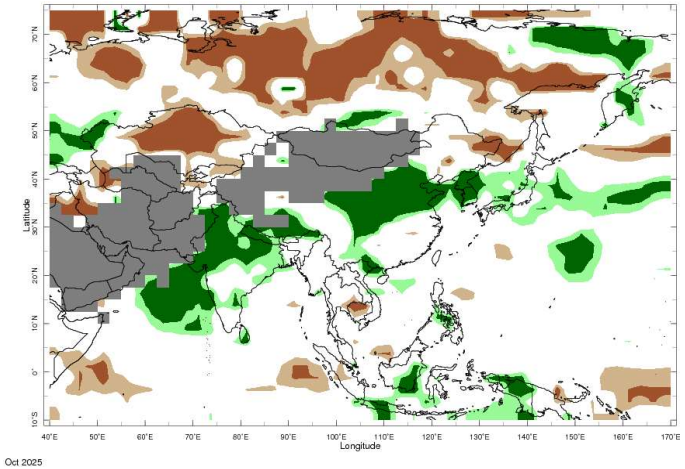

October

Notes: The percentiles shown in the map indicate a ranking of rainfall, with the 0th percentile being the driest and the 100th percentile being the wettest in the 1981-2010 climatology. Green and dark green shading represent values above the 80th (Wet) and 90th (Very Wet) percentile, respectively; regions shaded in light and dark brown indicate rainfall below the 20th (Dry) and 10th (Very Dry) percentile, with respect to the 1981-2010 climatology. Grey areas on the map mask out regions that receive less than 10 mm/month of rainfall on normal in the 1981-2010 climatology for the month. The data used in this map are from the NOAA Climate Prediction Center.

Current Status – Central Asia

	Current Status: Temperature			Current Status: Rainfall		
	August	September	October	August	September	October
Afghanistan	Hot	Hot	Hot	Normal* (1)	Normal* (1)	Normal*
Tajikistan	Hot	Hot	Hot	Normal*	Normal*	Dry
Kyrgyzstan	Hot	Hot	Hot	Normal	Normal	Dry

Notes:

The table gives an assessment of whether temperature and rainfall across each country have been above normal, normal or below normal over the past three months, using data from the NOAA Climate Prediction Center and the IRI Map Room: http://iridl.ldeo.columbia.edu/maproom/.

* Region usually experiences less than 10mm/month rainfall during the month (dry season).

Additional Information:

1. **Note:** Wet in the far east

Met Office

UK International Development
Partnership | Progress | Prosperity

Current Status – Southern Asia

	Current Status: Temperature			Current Status: Rainfall		
	August	September	October	August	September	October
Pakistan	Mixed (1)	Hot	Mixed (8)	Mixed (6)	Mixed (6)	Mixed (2)
India	Mixed (3)	Mixed (4)	Mixed (4)	Mixed (6)	Mixed (7)	Mixed (7)
Nepal	Mixed (5)	Hot	Mixed (5)	Very Wet	Normal	Very Wet
Bangladesh	Hot	Hot	Hot	Wet	Normal (2)	Normal
Sri Lanka	Hot	Hot	Hot	Normal	Normal	Very Wet

Notes:

The table gives an assessment of whether temperature and rainfall across each country have been above normal, normal or below normal over the past three months, using data from the NOAA Climate Prediction Center and the IRI Map Room: http://iridl.ldeo.columbia.edu/maproom/.

* Region usually experiences less than 10mm/month rainfall during the month (dry season).

Additional Information:

1. **Note:** Hot in the southwest, Normal or Cold in the northeast
2. **Note:** Wet or Very Wet in parts of the north
3. **Note:** Hot in the far northwest, northeast, far south and some central and eastern parts, Normal elsewhere
4. **Note:** Warm or Hot in the south and far northeast, Cold in the northwest, Normal elsewhere
5. **Note:** Hot in the far west and east, Normal in central parts
6. **Note:** Very Wet in parts of the south and far north, else Normal
7. **Note:** Very Wet in parts of the west, north and some central parts, otherwise normal
8. **Note:** Hot in the west, otherwise Normal

Met Office

UK International Development
Partnership | Progress | Prosperity

Current Status – Southeast Asian Peninsula

	Current Status: Temperature			Current Status: Rainfall		
	August	September	October	August	September	October
China	Mixed (2)	Mixed (2)	Mixed (2)	Mixed (3)	Mixed (3)	Mixed (3)
Myanmar	Mixed (6)	Mixed (2)	Mixed (2)	Normal (7)	Mixed (4)	Normal
Vietnam	Mixed (1)	Mixed (8)	Mixed (8)	Mixed (5)	Mixed (5)	Normal (7)

Notes:

The table gives an assessment of whether temperature and rainfall across each country have been above normal, normal or below normal over the past three months, using data from the NOAA Climate Prediction Center and the IRI Map Room: http://iridl.ldeo.columbia.edu/maproom/.

* Region usually experiences less than 10mm/month rainfall during the month (dry season).

Additional Information:

1. **Note:** Cool or Cold in the south, Normal elsewhere
2. **Note:** Mixed, but mainly Warm or Hot
3. **Note:** Wet or Very Wet in the south and northeast, mainly Normal elsewhere
4. **Note:** Very Wet in the far north and south, Normal elsewhere
5. **Note:** Wet in the north, Dry in the south
6. **Note:** Hot in the south, Normal in the north
7. **Note:** Very Wet in the far north
8. **Note:** Cool or Cold in the south, Hot in the north

Met Office

UK International Development
Partnership | Progress | Prosperity

Current Status – Southeastern Asia / Indonesia

	Current Status: Temperature			Current Status: Rainfall		
	August	September	October	August	September	October
Indonesia	Hot	Hot	Hot	Mixed (1)	Mixed (1)	Mixed (1)
Papua New Guinea	Hot	Hot	Hot	Normal (2)	Normal	Normal (2)
Timor-Leste	Hot	Hot	Hot	Very Wet	Wet	Normal

Notes:

The table gives an assessment of whether temperature and rainfall across each country have been above normal, normal or below normal over the past three months, using data from the NOAA Climate Prediction Center and the IRI Map Room: http://iridl.ldeo.columbia.edu/maproom/.

* Region usually experiences less than 10mm/month rainfall during the month (dry season).

Additional Information:

1. **Note:** Large regional variation but many areas Wet or Very Wet
2. **Note:** Dry in parts of the east

Met Office

UK International Development
Partnership | Progress | Prosperity

Outlooks

Outlooks – Notes for use

Central Asia

Southern Asia

Southeast Asian Peninsula

Southeastern Asia / Indonesia

Outlooks: Notes for use

Outlooks for months 4 to 6:

As forecast uncertainty generally increases with longer range **the 4-6-month outlook is less reliable than the 1-3 month outlook**. Outlook information will only be provided when the model data signals likely outcomes. Additionally, the longer range outlook utilises fewer models because not all seasonal models are available for the extended range.

Information provided in this presentation should be used to raise early awareness of potential hazards only and should be updated with the 3-month outlook when available.

Climatological odds:

A forecast is only provided in the outlooks where there is information in the model data about likely outcomes. Therefore, where the likelihoods for above-, near- and below- normal conditions are evenly balanced the phrase 'climatological odds' will be used. This means the outcome could fall anywhere within the possible climatological range. Near-normal conditions should not necessarily be assumed, and users should update with shorter-term forecasts when available.

Met Office

UK International Development
Partnership | Progress | Prosperity

Outlook: December to May – Central Asia

		Forecast summary		
		December	December to February	March to May
Afghanistan	*Temperature*	Likely to be warmer than normal	Likely to be warmer than normal	Likely to be warmer than normal
	Rainfall	Likely to be drier than normal	Climatological odds	Likely to be near-normal
Tajikistan	*Temperature*	Likely to be warmer than normal	**Much more likely to be warmer than normal**	Much more likely to be warmer than normal
	Rainfall	Likely to be drier than normal	Climatological odds	Likely to be drier than normal
Kyrgyzstan	*Temperature*	Likely to be warmer than normal	**Much more likely to be warmer than normal**	Much more likely to be warmer than normal
	Rainfall	Likely to be drier than normal	Climatological odds	Climatological odds

Outlooks for months 4 to 6: As forecast uncertainty generally increases with longer range **the 4-6-month outlook is less reliable than the 1-3 month outlook**. Outlook information will only be provided when the model data signals likely outcomes. Additionally, the longer range outlook utilises fewer models because not all seasonal models are available for the extended range. Information provided in this presentation should be used to raise early awareness of potential hazards only and should be updated with the 3-month outlook when available.

Met Office

UK International Development
Partnership | Progress | Prosperity

Outlook: December to May – Southern Asia (1)

		Forecast summary		
		December	December to February	March to May
Pakistan	*Temperature*	Likely to be warmer than normal	**Much more likely to be warmer than normal**	Likely to be warmer than normal
	Rainfall	Likely to be near-normal in the southwest, but Likely to be wetter than normal in the northeast	Climatological odds	Likely to be near-normal
India	*Temperature*	Likely to be colder than normal in some central parts, but Likely to be colder than normal in the far north and **Much more likely to be warmer than normal** in the far northeast, otherwise Climatological odds	Likely to be warmer than normal in the far north and northeast, otherwise Climatological odds	Likely to be warmer than normal
	Rainfall	Mainly Likely to be near-normal or Climatological odds, but Likely to be wetter than normal in the far north	Likely to be drier than normal in the northeast, else Climatological odds	Climatological odds
Nepal	*Temperature*	Climatological odds	Likely to be warmer than normal	Likely to be warmer than normal
	Rainfall	Likely to be near-normal	Likely to be drier than normal	Climatological odds

Outlooks for months 4 to 6: As forecast uncertainty generally increases with longer range **the 4-6-month outlook is less reliable than the 1-3 month outlook**. Outlook information will only be provided when the model data signals likely outcomes. Additionally, the longer range outlook utilises fewer models because not all seasonal models are available for the extended range. Information provided in this presentation should be used to raise early awareness of potential hazards only and should be updated with the 3-month outlook when available.

Met Office

UK International Development
Partnership | Progress | Prosperity

Outlook: December to May – Southern Asia (2)

		Forecast summary		
		December	December to February	March to May
Bangladesh	*Temperature*	**Much more likely to be warmer than normal**	**Much more likely to be warmer than normal**	Likely to be warmer than normal
	Rainfall	Climatological odds	**Likely to be drier than normal**	Likely to be near-normal
Sri Lanka	*Temperature*	**Likely to be warmer than normal**	**Likely to be warmer than normal**	Likely to be warmer than normal
	Rainfall	**Likely to be drier than normal**	Climatological odds	Likely to be wetter than normal

Outlooks for months 4 to 6: As forecast uncertainty generally increases with longer range **the 4-6-month outlook is less reliable than the 1-3 month outlook**. Outlook information will only be provided when the model data signals likely outcomes. Additionally, the longer range outlook utilises fewer models because not all seasonal models are available for the extended range. Information provided in this presentation should be used to raise early awareness of potential hazards only and should be updated with the 3-month outlook when available.

Met Office

UK International Development
Partnership | Progress | Prosperity

Outlook: December to May – SE Asian Peninsula

		Forecast summary		
		December	December to February	March to May
China	*Temperature*	Generally **Likely to be warmer than normal** and **Much more likely to be warmer than normal** in central parts, but Climatological odds in the far south	**Likely to be warmer than normal**, and **Much more likely to be warmer than normal** in central parts	Much more likely to be warmer than normal
	Rainfall	Many places **Likely to be drier than normal,** but **Likely to be near-normal** or Climatological odds in the north	Many places **Likely to be drier than normal**, but **Likely to be near-normal** or Climatological odds in the north	Climatological odds
Myanmar	*Temperature*	**Likely to be warmer than normal**	**Likely to be warmer than normal**, and **Much more likely to be warmer than normal** in the north	Much more likely to be warmer than normal
	Rainfall	**Likely to be near-normal**	Climatological odds	Likely to be wetter than normal
Vietnam	*Temperature*	Climatological odds	**Likely to be near-normal**	Likely to be near-normal
	Rainfall	**Likely to be drier than normal** in the north, but **Likely to be wetter than normal** in southern and central parts	Climatological odds	Climatological odds

Outlooks for months 4 to 6: As forecast uncertainty generally increases with longer range **the 4-6-month outlook is less reliable than the 1-3 month outlook**. Outlook information will only be provided when the model data signals likely outcomes. Additionally, the longer range outlook utilises fewer models because not all seasonal models are available for the extended range. Information provided in this presentation should be used to raise early awareness of potential hazards only and should be updated with the 3-month outlook when available.

Met Office

UK International Development
Partnership | Progress | Prosperity

Outlook: December to May – SE Asia / Indonesia

		Forecast summary		
		December	December to February	March to May
Indonesia	*Temperature*	**Much more likely to be warmer than normal**	**Much more likely to be warmer than normal**	Much more likely to be warmer than normal
	Rainfall	Mainly **Likely to be wetter than normal**, but **Likely to be drier than normal** in Borneo	Mainly **Likely to be wetter than normal**, but **Likely to be drier than normal** in Borneo and around Sulawesi	Likely to be drier than normal in the northeast, otherwise Climatological odds
Papua New Guinea	*Temperature*	**Much more likely to be warmer than normal**	**Much more likely to be warmer than normal**	Much more likely to be warmer than normal
	Rainfall	Climatological odds	Mainly Climatological odds, but **Likely to be wetter than normal** in the south and east	Climatological odds
Timor-Leste	*Temperature*	**Likely to be warmer than normal**	**Much more likely to be warmer than normal**	Much more likely to be warmer than normal
	Rainfall	**Likely to be wetter than normal**	**Likely to be wetter than normal**	Climatological odds

Outlooks for months 4 to 6: As forecast uncertainty generally increases with longer range **the 4-6-month outlook is less reliable than the 1-3 month outlook**. Outlook information will only be provided when the model data signals likely outcomes. Additionally, the longer range outlook utilises fewer models because not all seasonal models are available for the extended range. Information provided in this presentation should be used to raise early awareness of potential hazards only and should be updated with the 3-month outlook when available.

Annex 1 – Supplemental Information

For further information

WMO Lead Centre for Long-Range Forecast Multi-Model Ensemble (LC-LRFMME)
https://www.wmolc.org/

International Research Institute for Climate and Society (IRI)
http://iridl.ldeo.columbia.edu/maproom/

NOAA El Niño technical info
https://www.ncei.noaa.gov/access/monitoring/enso/

Met Office
https://www.metoffice.gov.uk/services/government/international-development

Climate Outlook Fora (WMO Factsheet), including:

The South Asian Climate Outlook Forum (SASCOF) https://rimes.int/sites/default/files/docs/SASCOF-31%20Climate%20Outlook%20Bulletin.pdf
(April 2025)

Technical notes

The WMO lead centre for long-range forecast multi-model ensemble (LC-LRFMME) produce a probabilistic multi-model mean forecast product in which the multi-model mean is based on uncalibrated model output with a model weighting system that accounts for errors in both the forecast probability and ensemble mean. The method used by LC-LRFMME separately computes a probabilistic forecast and calculates tercile probabilities with respect to climatology for each individual model, before creating the weighted multi-model mean. In seasonal prediction, shifts in the tercile probabilities are always closely associated with the shifts in the probability of extremes, and we can use the probability of terciles to provide information on the likelihood of above- or below- normal conditions. The thresholds used in the forecast summaries are defined below.

Seasonal forecasts rely on the aspects of the global weather and climate system that are more predictable, such as tropical sea-surface temperatures or the El Niño–Southern Oscillation (ENSO). However, whilst such forecasts may be able to show what is more or less likely to occur, they acknowledge that other outcomes are possible.

In addition, forecast uncertainty generally increases with longer range so the 6-month outlook is less reliable. It is also based on less information, because not all models are available to this range. Therefore the information presented here should be used to raise early awareness of potential hazards, and should be updated with the 3-month outlook when available.

In the report and tables precipitation is referred to as rainfall but in fact encompasses any form of water, liquid or solid, falling from the sky. Temperatures are the (2 metre) near-surface temperature.

Description	Definition
Much more likely to be below normal	When probability of lower tercile > 70%
More likely to be below normal	When probability of lower tercile is 40-70%
Likely to be near-normal	When probability of middle tercile is 40-70%
Much more likely to be near-normal	When probability of middle tercile > 70%
Likely to be above normal	When probability of upper tercile is 40-70%
Much more likely to be above normal	When probability of upper tercile > 70%
Climatological odds	When probabilities for all categories are roughly 33%

Global Producing Centres (GPC) forecasts used by WMO LC-LRFMME:

- GPC CPTEC (INPE),
- GPC ECMWF,
- GPC Exeter (Met Office),
- GPC Melbourne (BOM),
- GPC Montreal (CMC),
- GPC Moscow (Hydromet Centre of Russia),
- GPC Offenbach (DWD),
- GPC Pretoria (SAWS),
- GPC Seoul (KMA),
- GPC Tokyo (JMA),
- GPC Toulouse (Meteo France),
- GPC Washington (NCEP)

Met Office

UK International Development
Partnership | Progress | Prosperity

Enquiries

Email: internationaldevelopment@metoffice.gov.uk

Web: https://www.metoffice.gov.uk/services/government/international-development