

# Global: Monthly Climate Outlook May to February

**Issued: August 2025**

[Overview](#)

[Current Status](#)

[Outlooks](#)

[Annex 1 – Supplemental Information](#)

# Overview

[MENA, Caribbean and British Overseas Territories Current Status and Outlook – Temperature](#)

[MENA, Caribbean and British Overseas Territories Current Status and Outlook – Rainfall](#)

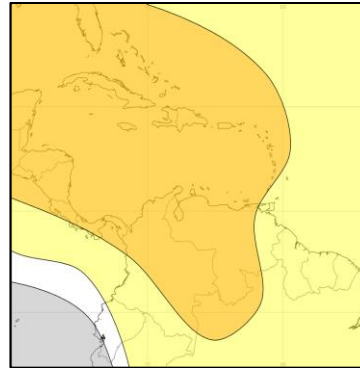
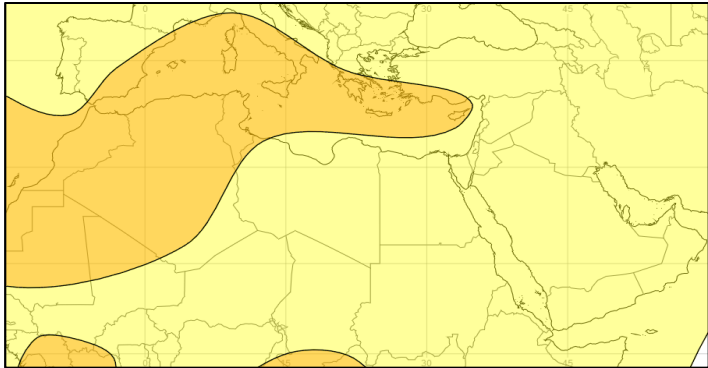
[Global Seasonal Outlook – Temperature](#)

[Global Seasonal Outlook – Rainfall](#)

# MENA, Caribbean and British Overseas Territories Current Status and Outlook - Temperature

**Current Status:** The Caribbean region has been hot over the last three months. Conditions mixed for Colombia and Venezuela with some areas experiencing below normal temperatures. Across MENA many areas were warm or hot but closer to normal in May across North Africa. Libya and Egypt also had near normal temperatures during June.

**Outlook:** Warmer than normal conditions are likely or very likely across all regions.



**3-Month Outlook September to November - Temperature**

Below Normal		Near-Normal	Above Normal	
Much More Likely	Likely		Likely	Much More Likely

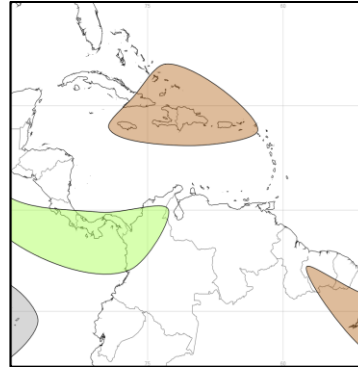
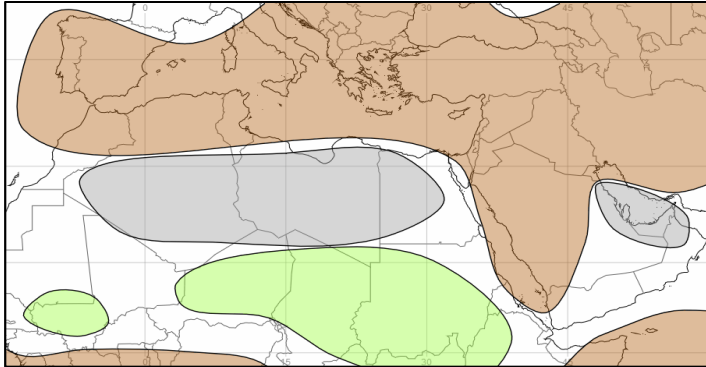
Left: Middle East and North Africa  
 Right: Caribbean region

# MENA, Caribbean and British Overseas Territories Current Status and Outlook - Rainfall

**Current Status:** Algeria and Tunisia observed wet conditions in May. Otherwise, May to July is the dry season across MENA with normal conditions experienced. The Caribbean region experienced very dry conditions in July. Rainfall was normal for Colombia and Guyana while wet conditions were experienced for Venezuela during July following dry or very dry conditions in May and June.

**Outlook:** Whilst the dry season continues across much of MENA early in this period, rainfall typically increases across most areas by November. Across MENA below normal rainfall is likely between September and November. In contrast, rainfall over Yemen tends to reduce during this period with a similar likelihood of above or below normal rainfall. Across the Caribbean, below normal rainfall is likely across the Greater Antilles including Haiti.

Tropical Cyclone outlook: Information can be found [here](#).



## 3-Month Outlook September to November - Rainfall

Below Normal		Near-Normal	Above Normal	
Much More Likely	Likely		Likely	Much More Likely

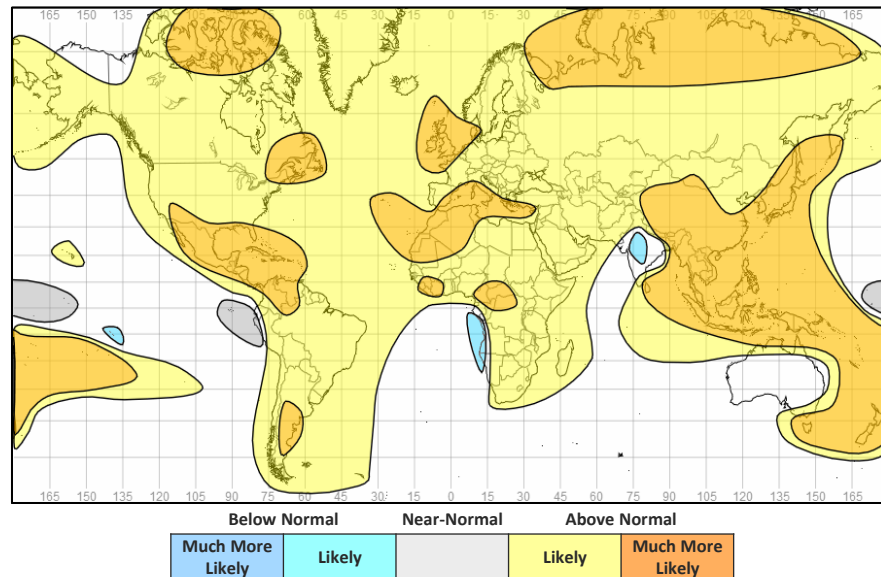
Left: Middle East and North Africa

Right: Caribbean region

# Global Outlook - Temperature

**Outlook:** Consistent with our warming climate, there is an increase in the likelihood of warmer than normal conditions for most regions. The main exception over central parts of India where below normal temperatures are likely.

## 3-Month Outlook September to November - Temperature



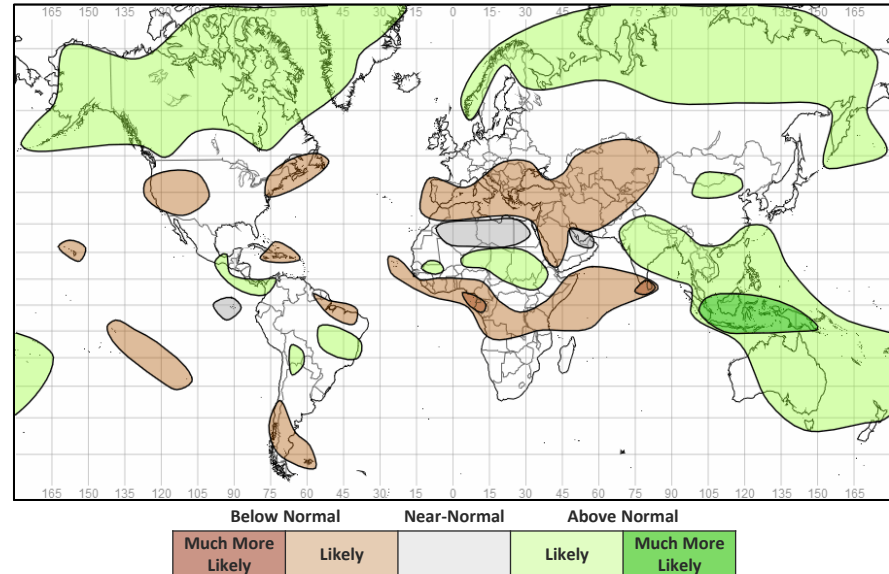
# Global Outlook - Rainfall

**El Niño-Southern Oscillation (ENSO)** – Current oceanic and atmospheric indicators are consistent with ENSO-neutral conditions. ENSO-neutral remains most likely early in this period. However, through autumn the likelihood of La Niña developing increases. By late autumn (October-November-December period), NOAA Climate Prediction Centre gives a 50-60 % chance of a short-lived La Niña event while the likelihood of ENSO remaining neutral is around 40 %. In contrast, output from the Australian Bureau of Meteorology strongly favours (> 90% chance) ENSO-neutral for the remainder of 2025.

Should La Niña develop, broadly speaking, there would be an increase in the likelihood of wetter than normal conditions in many tropical land regions of the world. More information on typical impacts can be found here: <https://www.metoffice.gov.uk/research/climate/seasonal-to-decadal/gpc-outlooks/el-nino-la-nina/enso-impacts>

**Indian Ocean Dipole (IOD)** – The Indian Ocean Dipole (IOD) is currently neutral. However, sea surface temperatures across the basin are consistent with a developing negative event – warming in the east of the basin and cooling in the west. It appears very likely (> 90% chance) that this pattern will persist over the coming weeks with a negative IOD event likely to be declared. This brings an increase in the likelihood of drier than normal conditions across East Africa, with a poor performance of the Short Rains. Conversely, the likelihood of wetter than normal increases across Indonesia.

## 3-Month Outlook September to November - Rainfall



# Current Status

[Current Status maps](#)

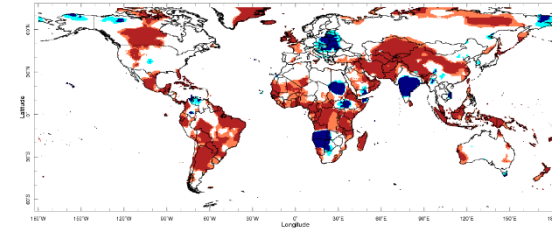
[MENA – Middle East](#)

[MENA – North Africa](#)

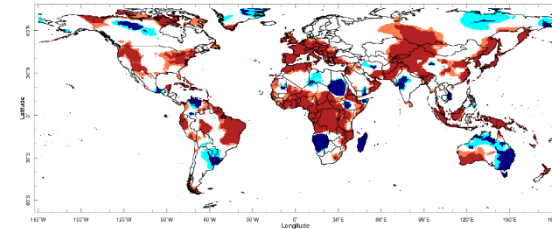
[Caribbean](#)

[British Overseas Territories](#)

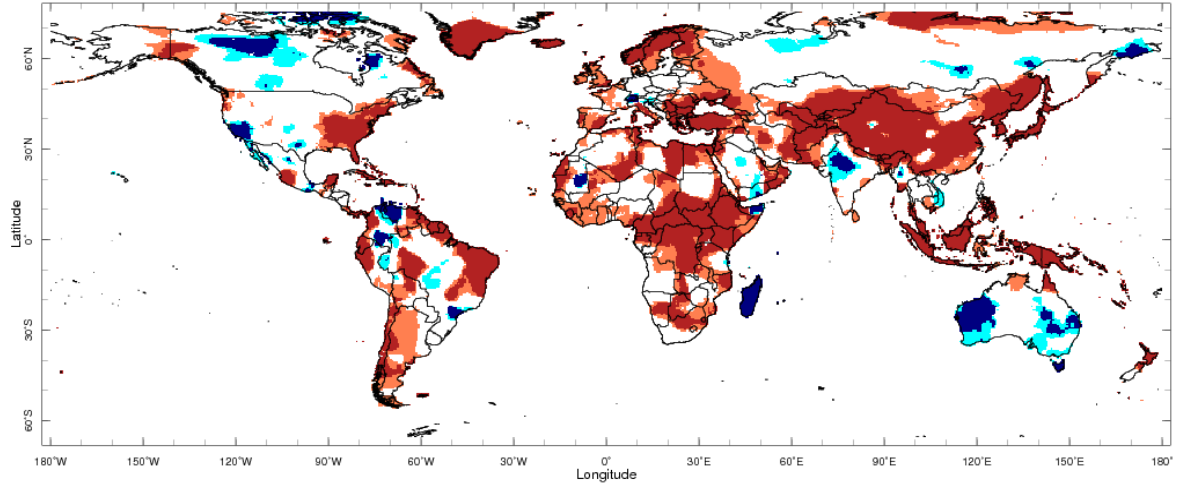
# Current Status – Temperature percentiles



May



June

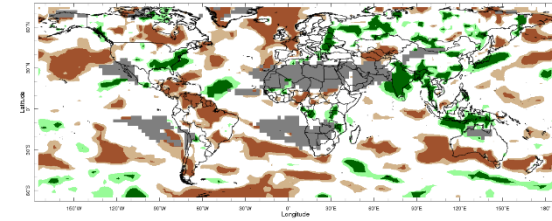


July

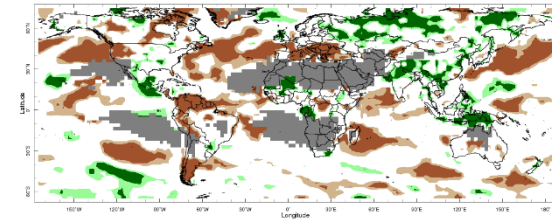


**Notes:** The percentiles shown in the map indicate a ranking of temperature, with the 0th percentile being the coolest and the 100th percentile being the warmest in the 1981-2010 climatology. Orange and red shading represent values above the 80th (Warm) and 90th (Hot) percentile, respectively; regions shaded in light and dark blue indicate values below the 20th (Cool) and 10th (Cold) percentile, with respect to the 1981-2010 climatology. The data used in this map are from the NOAA Climate Prediction Center.

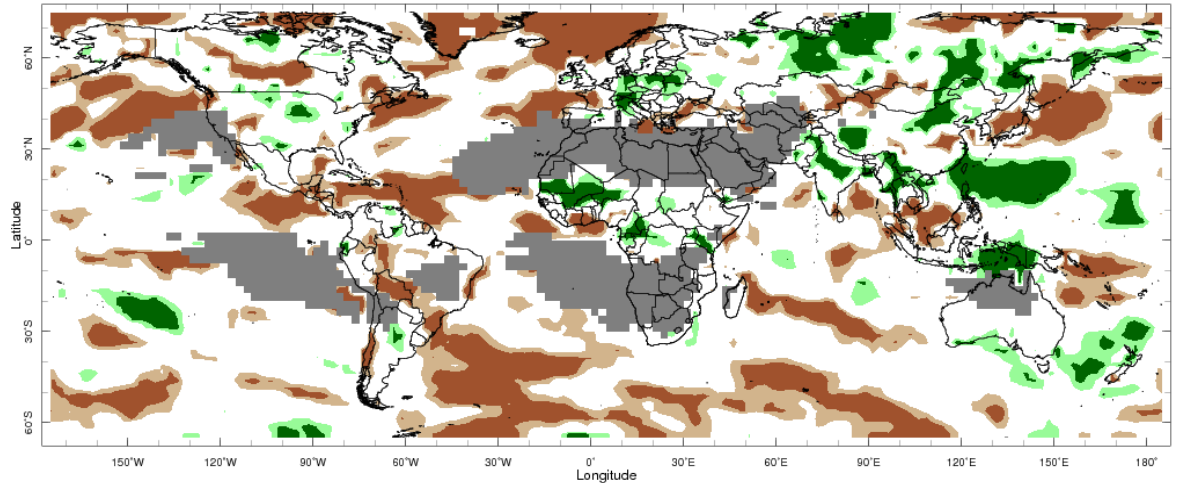
# Current Status – Precipitation percentiles



May



June



July



**Notes:** The percentiles shown in the map indicate a ranking of rainfall, with the 0th percentile being the driest and the 100th percentile being the wettest in the 1981-2010 climatology. Green and dark green shading represent values above the 80th and 90th (Very Wet) percentile, respectively; regions shaded in light and dark brown indicate rainfall below the 20th (Dry) and 10th (Very Dry) percentile, with respect to the 1981-2010 climatology. Grey areas on the map mask out regions that receive less than 10 mm/month of rainfall on normal in the 1981-2010 climatology for the month. The data used in this map are from the NOAA Climate Prediction Center.

# Current Status – MENA – Middle East

### Current Status: Temperature

	May	June	July
Turkey	Warm	Mixed (2)	Hot
Palestine	Hot	Hot	Hot
Lebanon	Hot	Hot	Hot
Jordan	Hot	Hot	Hot
Syria	Warm	Hot	Hot
Iraq	Hot	Warm	Warm
Yemen	Mixed (1)	Mixed (1)	Mixed (1)

### Current Status: Rainfall

	May	June	July
	Normal	Dry	Normal
	Normal*	Normal*	Normal*
	Normal*	Normal*	Normal*
	Normal*	Normal*	Normal*
	Normal	Normal*	Normal*
	Normal	Normal*	Normal*
	Normal	Normal*	Normal*

#### Notes:

The table gives an assessment of whether temperature and rainfall across each country have been above normal, normal or below normal over the past three months, using data from the NOAA Climate Prediction Center and the IRI Map Room:

<http://iridl.ldeo.columbia.edu/maproom/>.

\* Region usually experiences less than 10mm/month rainfall during the month (dry season).

#### Additional Information:

**(1) Note:** Normal or cool, but hot in the far east and far west

**(2) Note:** Normal in the east, hot in the west

# Current Status – MENA – North Africa

	Current Status: Temperature		
	May	June	July
Morocco	Warm	Mixed (2)	Warm
Algeria	Mixed (1)	Mixed (2)	Warm
Tunisia	Normal	Hot	Hot
Libya	Normal	Normal	Hot
Egypt	Normal	Normal (3)	Hot

	Current Status: Rainfall		
	May	June	July
	Normal	Normal*	Normal*
	Wet	Normal (4)	Normal*
	Wet	Normal*	Normal*
	Normal*	Normal*	Normal*
	Normal*	Normal*	Normal*

## Notes:

The table gives an assessment of whether temperature and rainfall across each country have been above normal, normal or below normal over the past three months, using data from the NOAA Climate Prediction Center and the IRI Map Room:

<http://iridl.ldeo.columbia.edu/maproom/>.

\* Region usually experiences less than 10mm/month rainfall during the month (dry season).

## Additional Information:

**(1) Note:** Warm or hot in the south and north, normal elsewhere

**(2) Note:** Warm or hot in the north, normal in the south

**(3) Note:** Cold in the far south

**(4) Note:** Very Wet in the south

## Current Status – Caribbean and Central America

### Current Status: Temperature

	May	June	July
Caribbean Region	Hot	Hot	Hot
Haiti	Hot	Hot	Hot
Guyana	Hot	Hot	Hot
Venezuela	Mixed (1)	Mixed (1)	Mixed (1)
Colombia	Mixed (2)	Normal	Mixed (4)

### Current Status: Rainfall

May	June	July
Mixed (3)	Normal	Very Dry
Very Dry	Normal	Dry
Very Dry	Very Dry	Normal
Very Dry	Very Dry	Wet
Dry	Very Dry	Normal

#### Notes:

The table gives an assessment of whether temperature and rainfall across each country have been above normal, normal or below normal over the past three months, using data from the NOAA Climate Prediction Center and the IRI Map Room:

<http://iridl.ldeo.columbia.edu/maproom/>.

\* Region usually experiences less than 10mm/month rainfall during the month (dry season).

#### Additional Information:

- (1) Note:** Hot in the east and cool or cold in the west
- (2) Note:** Normal in the east, cool or cold in the west
- (3) Note:** Normal in the west, wet or very wet in the east
- (4) Note:** Hot in the west, normal or cool in the east

# Current Status – British Overseas Territories

	Current Status: Temperature		
	May	June	July
Southern Europe	Hot	Hot	Hot
Central Indian Ocean	Normal	Normal	Normal
Central Pacific	Cold	Cold	Normal

	Current Status: Rainfall		
	May	June	July
	Normal	Normal*	Normal*
	Normal	Normal	Normal
	Very Dry	Very Dry	Dry

## Notes:

The table gives an assessment of whether temperature and rainfall across each country have been above normal, normal or below normal over the past three months, using data from the NOAA Climate Prediction Center and the IRI Map Room:

<http://iridl.ldeo.columbia.edu/maproom/>.

\* Region usually experiences less than 10mm/month rainfall during the month (dry season).

## Additional Information:

N/A

# Outlooks

[Outlooks – Notes for use](#)

[MENA – Middle East](#)

[MENA – North Africa](#)

[Caribbean](#)

[British Overseas Territories](#)

# Outlooks: Notes for use

## Outlooks for months 4 to 6:

As forecast uncertainty generally increases with longer range **the 4-6-month outlook is less reliable than the 1-3 month outlook**. Outlook information will only be provided when the model data signals likely outcomes. Additionally, the longer range outlook utilises fewer models because not all seasonal models are available for the extended range.

Information provided in this presentation should be used to raise early awareness of potential hazards only and should be updated with the 3-month outlook when available.

## Climatological odds:

A forecast is only provided in the outlooks where there is information in the model data about likely outcomes. Therefore, where the likelihoods for above-, near- and below- normal conditions are evenly balanced the phrase 'climatological odds' will be used. This means the outcome could fall anywhere within the possible climatological range. Near-normal conditions should not necessarily be assumed, and users should update with shorter-term forecasts when available.

# Outlook: March to August – MENA – Middle East (1)

		Forecast summary		
		September	September to November	December to February
Turkey	Temperature	Likely to be warmer than normal	Likely to be warmer than normal	Likely to be warmer than normal
	Rainfall	Likely to be near-normal	Likely to be drier than normal	Likely to be drier than normal
Palestine	Temperature	Likely to be warmer than normal	Likely to be warmer than normal	Likely to be warmer than normal
	Rainfall	Likely to be near-normal	Likely to be drier than normal	Likely to be drier than normal
Lebanon	Temperature	Likely to be warmer than normal	Likely to be warmer than normal	Likely to be warmer than normal
	Rainfall	Likely to be near-normal	Likely to be drier than normal	Likely to be drier than normal
Jordan	Temperature	Likely to be warmer than normal	Likely to be warmer than normal	Likely to be warmer than normal
	Rainfall	Likely to be near-normal	Likely to be drier than normal	Likely to be drier than normal

**Outlooks for months 4 to 6:** As forecast uncertainty generally increases with longer range the 4-6-month outlook is less reliable than the 1-3 month outlook. Outlook information will only be provided when the model data signals likely outcomes. Additionally, the longer range outlook utilises fewer models because not all seasonal models are available for the extended range. Information provided in this presentation should be used to raise early awareness of potential hazards only and should be updated with the 3-month outlook when available.

## Outlook: March to August – MENA – Middle East (2)

		Forecast summary		
		September	September to November	December to February
Syria	Temperature	Likely to be warmer than normal	Likely to be warmer than normal	Likely to be warmer than normal
	Rainfall	Likely to be near-normal	Likely to be drier than normal	Likely to be drier than normal
Iraq	Temperature	Likely to be warmer than normal	Likely to be warmer than normal	Likely to be warmer than normal
	Rainfall	Likely to be near-normal	Likely to be drier than normal	Climatological odds
Yemen	Temperature	Likely to be warmer than normal	Likely to be warmer than normal	Likely to be warmer than normal
	Rainfall	Climatological odds	Climatological odds	Likely to be near-normal

**Outlooks for months 4 to 6:** As forecast uncertainty generally increases with longer range the 4-6-month outlook is less reliable than the 1-3 month outlook. Outlook information will only be provided when the model data signals likely outcomes. Additionally, the longer range outlook utilises fewer models because not all seasonal models are available for the extended range. Information provided in this presentation should be used to raise early awareness of potential hazards only and should be updated with the 3-month outlook when available.

# Outlook: March to August – MENA – North Africa

		Forecast summary		
		September	September to November	December to February
Morocco	Temperature	Likely to be warmer than normal	Much more likely to be warmer than normal	Likely to be warmer than normal
	Rainfall	Likely to be near-normal	Likely to be drier than normal	Climatological odds
Algeria	Temperature	Likely to be warmer than normal	Much more likely to be warmer than normal	Likely to be warmer than normal
	Rainfall	Likely to be near-normal	Likely to be drier than normal	Climatological odds
Tunisia	Temperature	Likely to be warmer than normal	Much more likely to be warmer than normal	Likely to be warmer than normal
	Rainfall	Likely to be near-normal	Likely to be drier than normal	Climatological odds
Libya	Temperature	Likely to be warmer than normal	Likely to be warmer than normal	Likely to be warmer than normal
	Rainfall	Likely to be near-normal	Likely to be near-normal	Climatological odds
Egypt	Temperature	Likely to be warmer than normal	Likely to be warmer than normal	Likely to be warmer than normal
	Rainfall	Likely to be near-normal	Likely to be near-normal	Climatological odds

**Outlooks for months 4 to 6:** As forecast uncertainty generally increases with longer range the 4-6-month outlook is less reliable than the 1-3 month outlook. Outlook information will only be provided when the model data signals likely outcomes. Additionally, the longer range outlook utilises fewer models because not all seasonal models are available for the extended range. Information provided in this presentation should be used to raise early awareness of potential hazards only and should be updated with the 3-month outlook when available.

# Outlook: March to August – Caribbean and Central America (1)

		Forecast summary		
		September	September to November	December to February
Caribbean Region	Temperature	<b>Much more likely to be warmer than normal</b>	<b>Much more likely to be warmer than normal</b>	Much more likely to be warmer than normal
	Rainfall	Climatological odds	<b>Likely to be drier than normal</b> Greater Antilles, Climatological odds Lesser Antilles	Climatological odds
Haiti	Temperature	<b>Much more likely to be warmer than normal</b>	<b>Much more likely to be warmer than normal</b>	Much more likely to be warmer than normal
	Rainfall	<b>Likely to be drier than normal</b>	<b>Likely to be drier than normal</b>	Climatological odds
Guyana	Temperature	<b>Likely to be warmer than normal</b>	<b>Likely to be warmer than normal</b>	Likely to be warmer than normal
	Rainfall	Climatological odds	Climatological odds	Climatological odds

**Outlooks for months 4 to 6:** As forecast uncertainty generally increases with longer range the 4-6-month outlook is less reliable than the 1-3 month outlook. Outlook information will only be provided when the model data signals likely outcomes. Additionally, the longer range outlook utilises fewer models because not all seasonal models are available for the extended range. Information provided in this presentation should be used to raise early awareness of potential hazards only and should be updated with the 3-month outlook when available.

# Outlook: March to August – Caribbean and Central America (2)

		Forecast summary		
		September	September to November	December to February
Venezuela	Temperature	Likely to be warmer than normal	Much more likely to be warmer than normal	Likely to be warmer than normal
	Rainfall	Climatological odds	Climatological odds	Climatological odds
Colombia	Temperature	Likely to be warmer than normal	Much more likely to be warmer than normal	Likely to be warmer than normal
	Rainfall	Climatological odds	Likely to be wetter than normal far north, elsewhere Climatological odds	Climatological odds

**Outlooks for months 4 to 6:** As forecast uncertainty generally increases with longer range the 4-6-month outlook is less reliable than the 1-3 month outlook. Outlook information will only be provided when the model data signals likely outcomes. Additionally, the longer range outlook utilises fewer models because not all seasonal models are available for the extended range. Information provided in this presentation should be used to raise early awareness of potential hazards only and should be updated with the 3-month outlook when available.

# Outlook: March to August – British Overseas Territories

		Forecast summary		
		September	September to November	December to February
Southern Europe	Temperature	Likely to be warmer than normal	Much more likely to be warmer than normal	Likely to be warmer than normal
	Rainfall	Likely to be near-normal	Likely to be drier than normal	Climatological odds
Central Indian Ocean	Temperature	Much more likely to be warmer than normal	Likely to be warmer than normal	Likely to be warmer than normal
	Rainfall	Climatological odds	Climatological odds	Climatological odds
Central Pacific	Temperature	Likely to be warmer than normal	Likely to be warmer than normal	Likely to be warmer than normal
	Rainfall	Likely to be drier than normal	Likely to be drier than normal	Climatological odds

**Outlooks for months 4 to 6:** As forecast uncertainty generally increases with longer range the 4-6-month outlook is less reliable than the 1-3 month outlook. Outlook information will only be provided when the model data signals likely outcomes. Additionally, the longer range outlook utilises fewer models because not all seasonal models are available for the extended range. Information provided in this presentation should be used to raise early awareness of potential hazards only and should be updated with the 3-month outlook when available.

# Annex 1 – Supplemental Information

## For further information

WMO Lead Centre for Long-Range Forecast Multi-Model Ensemble (LC-LRFMME)

<https://www.wmolc.org/>

International Research Institute for Climate and Society (IRI)

<http://iridl.ldeo.columbia.edu/maproom/>

NOAA El Niño technical info

<https://www.ncei.noaa.gov/access/monitoring/enso/>

Met Office

<https://www.metoffice.gov.uk/services/government/international-development>

Climate Outlook Fora ([WMO Factsheet](#)):

CariCOF

ArabCOF does not release relevant information for this season.

Tropical Cyclone Information:

[UK Met Office](#) | [NHC](#)

Caribbean Regional Climate Centre – [August 2025 Update](#)

# Technical notes

The [WMO lead centre for long-range forecast multi-model ensemble \(LC-LRFMME\)](#) produce a probabilistic multi-model mean forecast product in which the multi-model mean is based on uncalibrated model output with a model weighting system that accounts for errors in both the forecast probability and ensemble mean. The method used by LC-LRFMME separately computes a probabilistic forecast and calculates tercile probabilities with respect to climatology for each individual model, before creating the weighted multi-model mean. In seasonal prediction, shifts in the tercile probabilities are always closely associated with the shifts in the probability of extremes, and we can use the probability of terciles to provide information on the likelihood of above- or below- normal conditions. The thresholds used in the forecast summaries are defined below.

Seasonal forecasts rely on the aspects of the global weather and climate system that are more predictable, such as tropical sea-surface temperatures or the El Niño–Southern Oscillation (ENSO). However, whilst such forecasts may be able to show what is more or less likely to occur, they acknowledge that other outcomes are possible.

In addition, forecast uncertainty generally increases with longer range so the 6-month outlook is less reliable. It is also based on less information, because not all models are available to this range. Therefore the information presented here should be used to raise early awareness of potential hazards, and should be updated with the 3-month outlook when available.

In the report and tables precipitation is referred to as rainfall but in fact encompasses any form of water, liquid or solid, falling from the sky. Temperatures are the (2 metre) near-surface temperature.

Description	Definition
Much more likely to be below normal	When probability of lower tercile > 70%
More likely to be below normal	When probability of lower tercile is 40-70%
Likely to be normal	When probability of middle tercile is 40-70%
Much more likely to be near-normal	When probability of middle tercile > 70%
Likely to be above near-normal	When probability of upper tercile is 40-70%
Much more likely to be above normal	When probability of upper tercile > 70%
Climatological odds	When probabilities for all categories are roughly 33%

### Global Producing Centres (GPC) forecasts used by WMO LC-LRFMME:

- GPC CPTC (INPE),
- GPC ECMWF,
- GPC Exeter (Met Office),
- GPC Melbourne (BOM),
- GPC Montreal (CMC),
- GPC Moscow (Hydromet Centre of Russia),
- GPC Offenbach (DWD),
- GPC Pretoria (SAWS),
- GPC Seoul (KMA),
- GPC Tokyo (JMA),
- GPC Toulouse (Meteo France),
- GPC Washington (NCEP)

# Enquiries

Email: [internationaldevelopment@metoffice.gov.uk](mailto:internationaldevelopment@metoffice.gov.uk)

Web: <https://www.metoffice.gov.uk/services/government/international-development>