

Global: Monthly Climate Outlook November to August

Issued: February 2025

[Overview](#)

[Current Status](#)

[Outlooks](#)

[Annex 1 – Supplemental Information](#)

Overview

[MENA, Caribbean and British Overseas Territories Current Status and Outlook – Temperature](#)

[MENA, Caribbean and British Overseas Territories Current Status and Outlook – Rainfall](#)

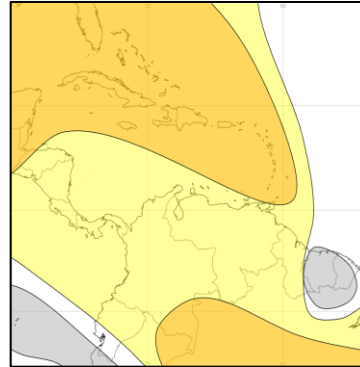
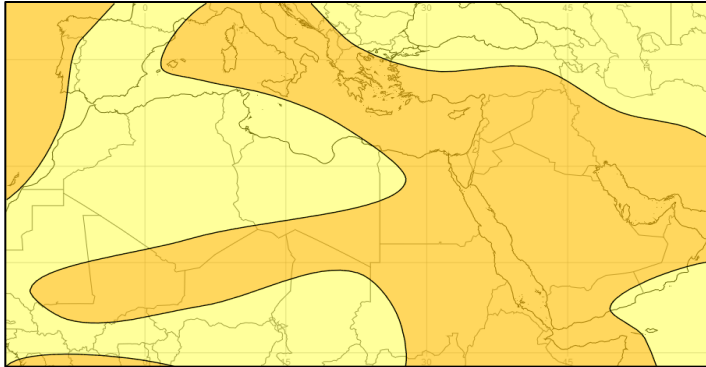
[Global Seasonal Outlook – Temperature](#)

[Global Seasonal Outlook – Rainfall](#)

MENA, Caribbean and British Overseas Territories Current Status and Outlook - Temperature

Current Status: Most of the Caribbean region has been hot over the last three months. Conditions more mixed for Colombia and Venezuela with some areas experiencing below normal temperatures. Across MENA many areas were warm or hot during January with above normal temperatures more limited to northwest Africa in November and December.

Outlook: Warmer than normal conditions are very likely across most of MENA. Some colder spells remain possible early in the period across northern areas but these unlikely to be prolonged. The Caribbean is much more likely to experience above normal temperatures. Above normal temperatures are likely for Venezuela, Colombia and Guyana.



3-Month Outlook March to May - Temperature

Below Normal		Near-Normal	Above Normal	
Much More Likely	Likely	Near-Normal	Likely	Much More Likely

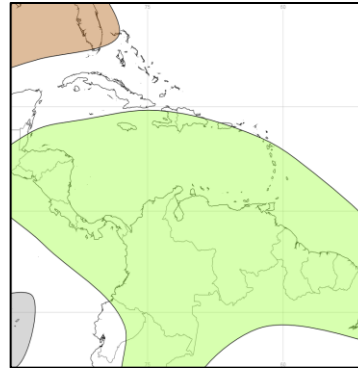
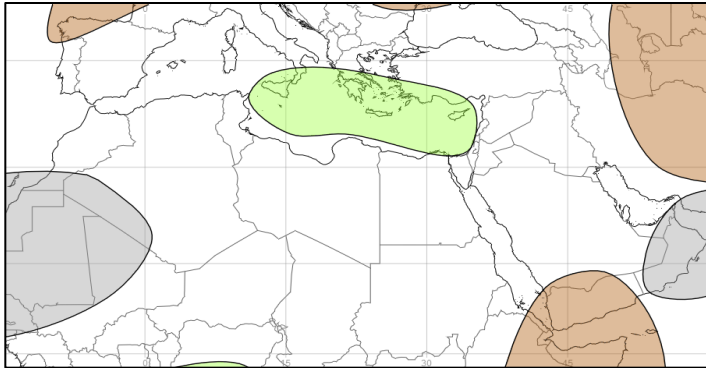
Left: Middle East and North Africa

Right: Caribbean region

MENA, Caribbean and British Overseas Territories Current Status and Outlook - Rainfall

Current Status: Parts of the Middle East experienced wet conditions in November but otherwise near normal or dry conditions have prevailed across MENA between November and January. The Caribbean was wet or very wet in November and December before experiencing dry conditions in January. Northern parts of South America have experience near or below normal rainfall over the last three months.

Outlook: For many parts of the MENA, the likelihood of above or below normal rainfall are reasonably balanced. For Yemen, which climatologically sees an increase in rainfall between March and May, below normal rainfall is likely. Much of the Caribbean region as well as Columbia, Venezuela and Guyana are likely to experience above normal rainfall.



3-Month Outlook March to May - Rainfall

Below Normal		Near-Normal	Above Normal	
Much More Likely	Likely		Likely	Much More Likely

Left: Middle East and North Africa

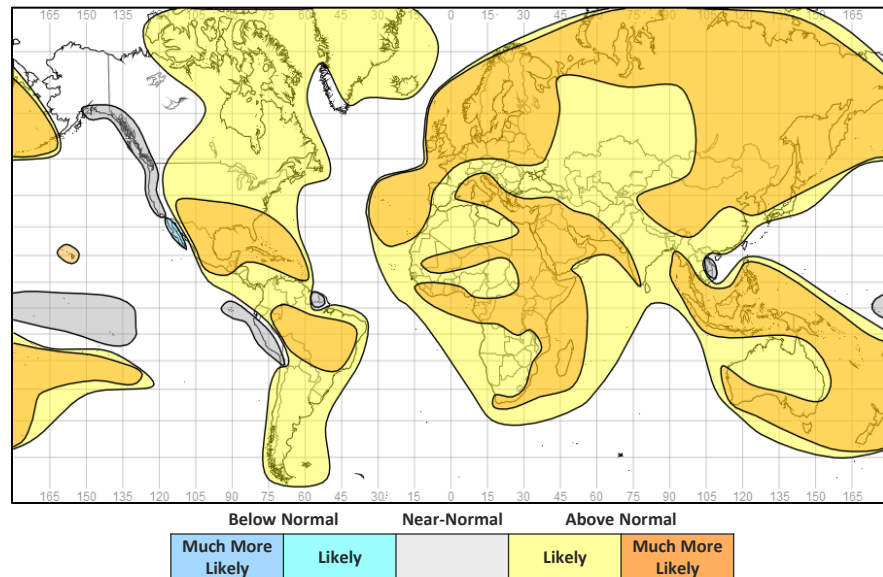
Right: Caribbean region

Global Outlook - Temperature

Outlook: La Niña conditions remain ongoing over the tropical Pacific. A return to ENSO neutral is likely during this period. More details in the precipitation section.

Most land areas are likely or very likely to experience warmer than normal conditions through the next three months.

3-Month Outlook March to May - Temperature



Global Outlook - Rainfall

Outlook:

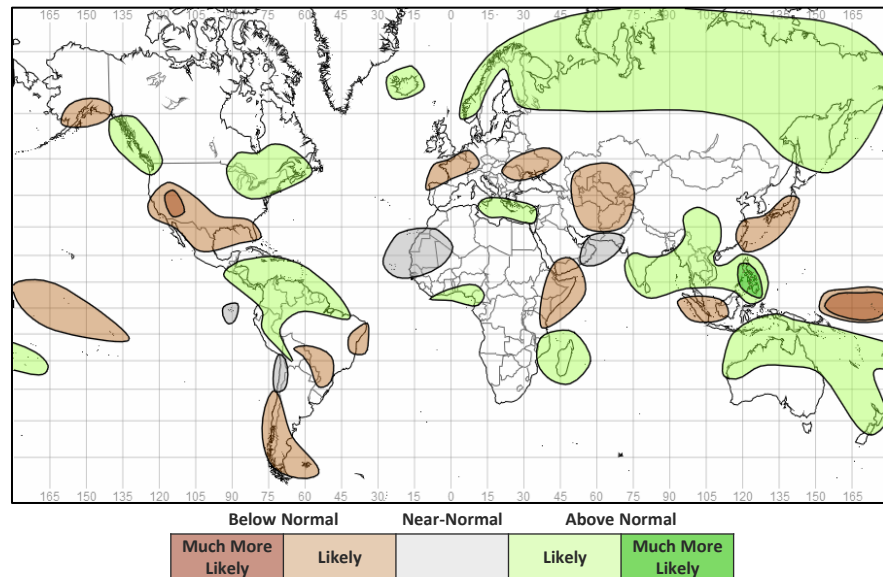
El Niño-Southern Oscillation (ENSO) – Sea surface temperatures (SSTs) over the tropical Pacific remain consistent with La Niña. Atmospheric indicators suggest coupling has occurred over the last couple of months with NOAA declaring La Niña. However, the coupling has been variable and not sustained enough to meet the thresholds set by the Australian Bureau of Meteorology who suggest ENSO is still neutral. Nevertheless, the La Niña pattern is likely to continue to have some influence on weather patterns both in the tropics and more widely over the coming months though its influence potentially not as marked as during some La Niña events. In addition, forecasts suggest SSTs will likely return to ENSO neutral levels during the next few months.

With a couple of notable exceptions (e.g. East Africa) La Niña, very broadly speaking, tends to increase the likelihood of wetter than normal conditions across many land areas of the tropics. More information on typical impacts can be found here:

<https://www.metoffice.gov.uk/research/climate/seasonal-to-decadal/gpc-outlooks/el-nino-la-nina/enso-impacts>

Indian Ocean Dipole (IOD) – The IOD is currently neutral and will provide limited predictive values over the coming months. Equatorial SSTs over the western part of the basin are currently below normal, should these be sustained, this may influence (reduce) rainfall over East Africa during the upcoming long rains season.

3-Month Outlook March to May - Rainfall



Current Status

[Current Status maps](#)

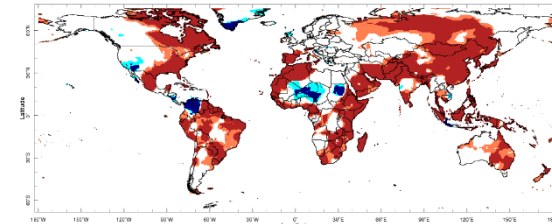
[MENA – Middle East](#)

[MENA – North Africa](#)

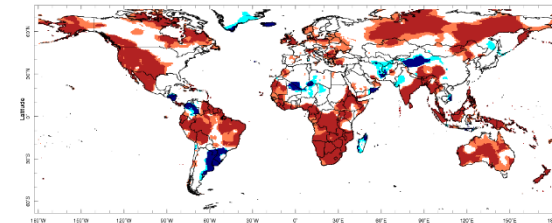
[Caribbean](#)

[British Overseas Territories](#)

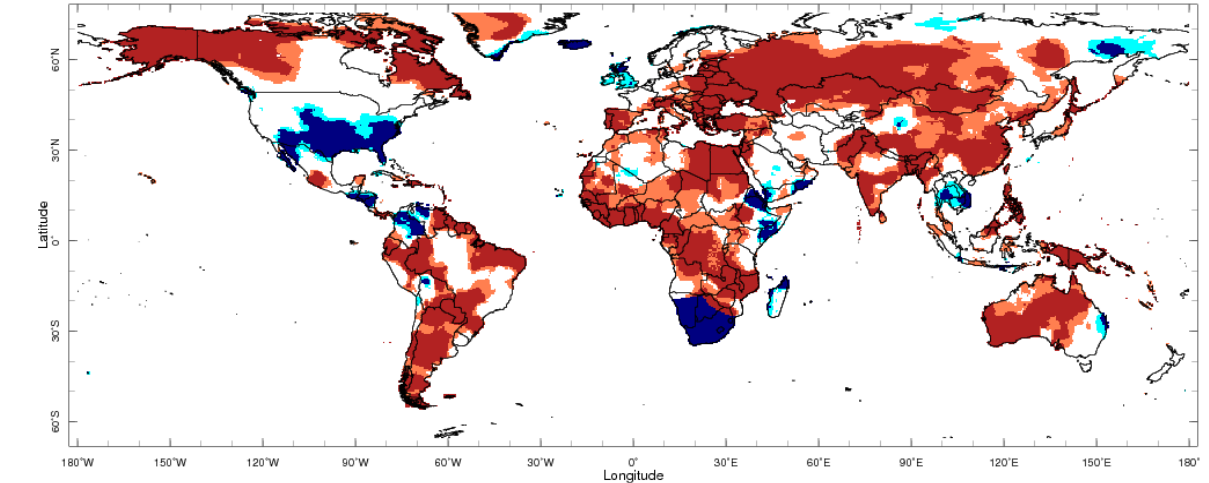
Current Status – Temperature percentiles



Nov 2024
November



Dec 2024
December



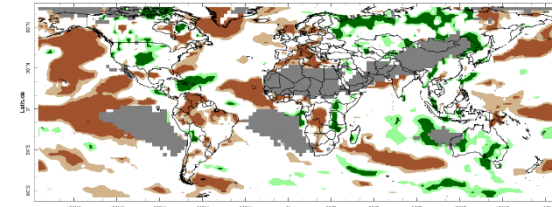
Jan 2025

January

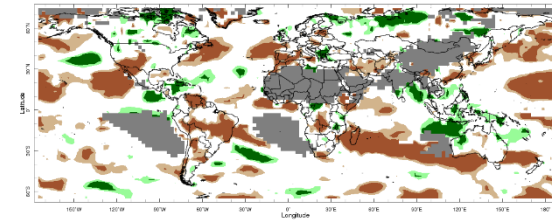


Notes: The percentiles shown in the map indicate a ranking of temperature, with the 0th percentile being the coolest and the 100th percentile being the warmest in the 1981-2010 climatology. Orange and red shading represent values above the 80th (Warm) and 90th (Hot) percentile, respectively; regions shaded in light and dark blue indicate values below the 20th (Cool) and 10th (Cold) percentile, with respect to the 1981-2010 climatology. The data used in this map are from the NOAA Climate Prediction Center.

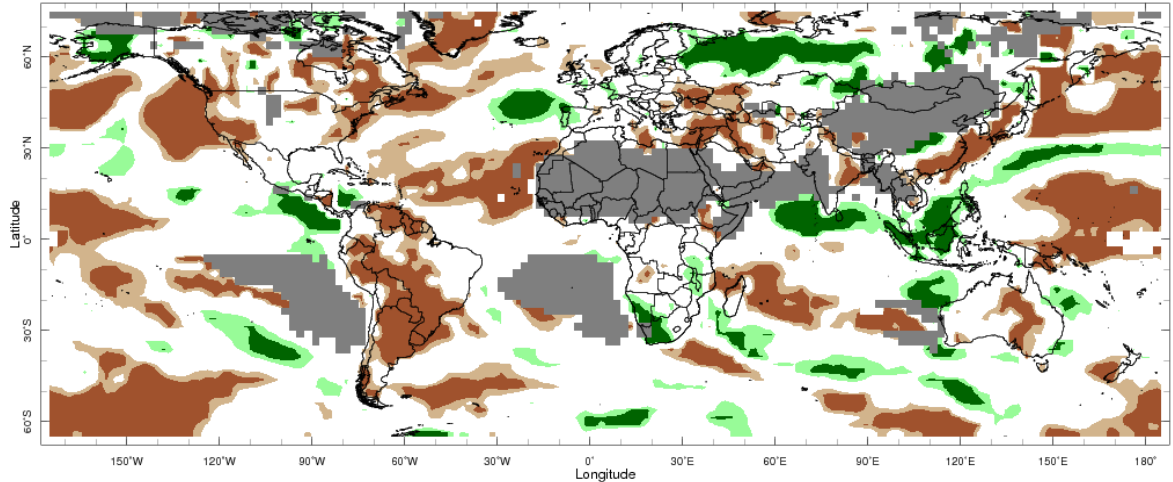
Current Status – Precipitation percentiles



Nov 2024



Dec 2024



Jan 2025

January



Notes: The percentiles shown in the map indicate a ranking of rainfall, with the 0th percentile being the driest and the 100th percentile being the wettest in the 1981-2010 climatology. Green and dark green shading represent values above the 80th and 90th (Very Wet) percentile, respectively; regions shaded in light and dark brown indicate rainfall below the 20th (Dry) and 10th (Very Dry) percentile, with respect to the 1981-2010 climatology. Grey areas on the map mask out regions that receive less than 10 mm/month of rainfall on normal in the 1981-2010 climatology for the month. The data used in this map are from the NOAA Climate Prediction Center.

Current Status – MENA – Middle East

Current Status: Temperature

	November	December	January
Turkey	Normal	Normal (1)	Hot
Palestine	Normal	Normal	Hot
Lebanon	Normal	Normal	Hot
Jordan	Normal	Normal	Hot
Syria	Normal	Normal	Warm
Iraq	Normal	Normal	Normal (4)
Yemen	Hot	Hot (2)	Cool (5)

Current Status: Rainfall

	November	December	January
Turkey	Normal	Normal	Dry
Palestine	Normal	Normal	Very Dry
Lebanon	Normal	Normal	Very Dry
Jordan	Normal	Normal	Very Dry
Syria	Wet	Normal	Very Dry
Iraq	Wet	Mixed (3)	Very Dry
Yemen	Normal*	Normal*	Normal*

Notes:

The table gives an assessment of whether temperature and rainfall across each country have been above normal, normal or below normal over the past three months, using data from the NOAA Climate Prediction Center and the IRI Map Room:

<http://iridl.ldeo.columbia.edu/maproom/>.

* Region usually experiences less than 10mm/month rainfall during the month (dry season).

Additional Information:

- (1) **Note:** Hot in the west
- (2) **Note:** Normal in the east
- (3) **Note:** Normal in the west, dry or very dry central and east.
- (4) **Note:** Warm or hot in the north, else normal
- (5) **Note:** Cool in the west, mixed elsewhere

Current Status – MENA – North Africa

Current Status: Temperature

	November	December	January
Morocco	Hot	Hot	Warm
Algeria	Mixed (2)	Normal (3)	Warm
Tunisia	Hot	Normal	Warm
Libya	Mixed (1)	Normal	Hot (6)
Egypt	Normal	Normal (4)	Hot
Eritrea	Hot	Hot	Cold

Current Status: Rainfall

	November	December	January
	Dry	Very Dry	Normal
	Dry	Normal* (5)	Normal
	Dry	Normal	Normal
	Dry	Normal* (7)	Normal* (5)
	Normal	Normal*	Normal* (5)
	Normal*	Normal*	Normal*

Notes:

The table gives an assessment of whether temperature and rainfall across each country have been above normal, normal or below normal over the past three months, using data from the NOAA Climate Prediction Center and the IRI Map Room:
<http://iridl.ldeo.columbia.edu/maproom/>.

* Region usually experiences less than 10mm/month rainfall during the month (dry season).

Additional Information:

- (1) **Note:** Normal, but Hot in the west
- (2) **Note:** Hot in the north, cool in the south
- (3) **Note:** Cold in the far south
- (4) **Note:** Warm in the northwest
- (5) **Note:** Dry or very dry in the north
- (6) **Note:** Normal in the west
- (7) **Note:** Wet or very wet in the northwest

Current Status – Caribbean and Central America

Current Status: Temperature

	November	December	January
Caribbean Region	Warm	Hot	Hot
Haiti	Normal	Hot	Hot
Guyana	Hot	Hot	Hot
Venezuela	Mixed (1)	Mixed (1)	Mixed (1)
Columbia	Mixed (3)	Mixed (3)	Mixed (3)

Current Status: Rainfall

	November	December	January
Caribbean Region	Very Wet (4)	Very Wet (4)	Dry
Haiti	Very Wet	Very Wet	Dry
Guyana	Dry	Very Dry	Very Dry
Venezuela	Very Dry	Very Dry	Very Dry
Columbia	Mixed (2)	Mixed (2)	Normal

Notes:

The table gives an assessment of whether temperature and rainfall across each country have been above normal, normal or below normal over the past three months, using data from the NOAA Climate Prediction Center and the IRI Map Room:

<http://iridl.ldeo.columbia.edu/maproom/>.

* Region usually experiences less than 10mm/month rainfall during the month (dry season).

Additional Information:

- (1) **Note:** Hot in the east and cool or cold in the west
- (2) **Note:** Normal in the west, dry or very dry in the east
- (3) **Note:** Warm in the southwest, cool or cold in the northeast
- (4) **Note:** Normal Windward Islands

Current Status – British Overseas Territories

Current Status: Temperature

	November	December	January
Southern Europe	Mixed (1)	Mixed (2)	Hot
Central Indian Ocean	Normal	Normal	Normal
Central Pacific	Normal	Normal	Normal

Current Status: Rainfall

	November	December	January
	Normal	Mixed (3)	Mixed (4)
	Wet	Normal	Normal
	Normal	Dry	Normal

Notes:

The table gives an assessment of whether temperature and rainfall across each country have been above normal, normal or below normal over the past three months, using data from the NOAA Climate Prediction Center and the IRI Map Room:

<http://iridl.ldeo.columbia.edu/maproom/>.

* Region usually experiences less than 10mm/month rainfall during the month (dry season).

Additional Information:

- (1) Note:** Hot in Gibraltar, normal in Cyprus
- (2) Note:** Hot in Cyprus, normal in Gibraltar
- (3) Note:** Normal in Cyprus, very dry in Gibraltar
- (4) Note:** Normal in Gibraltar, very dry in Cyprus

Outlooks

[Outlooks – Notes for use](#)

[MENA – Middle East](#)

[MENA – North Africa](#)

[Caribbean](#)

[British Overseas Territories](#)

Outlooks: Notes for use

Outlooks for months 4 to 6:

As forecast uncertainty generally increases with longer range **the 4-6-month outlook is less reliable than the 1-3 month outlook**. Outlook information will only be provided when the model data signals likely outcomes. Additionally, the longer range outlook utilises fewer models because not all seasonal models are available for the extended range.

Information provided in this presentation should be used to raise early awareness of potential hazards only and should be updated with the 3-month outlook when available.

Climatological odds:

A forecast is only provided in the outlooks where there is information in the model data about likely outcomes. Therefore, where the likelihoods for above-, near- and below- normal conditions are evenly balanced the phrase 'climatological odds' will be used. This means the outcome could fall anywhere within the possible climatological range. Near-normal conditions should not necessarily be assumed, and users should update with shorter-term forecasts when available.

Outlook: March to August – MENA – Middle East (1)

		Forecast summary		
		March	March to May	June to August
Turkey	Temperature	Likely to be warmer than normal	Much more likely to be warmer than normal	Much more likely to be warmer than normal
	Rainfall	Climatological odds	Climatological odds	Likely to be drier than normal
Palestine	Temperature	Likely to be warmer than normal	Much more likely to be warmer than normal	Much more likely to be warmer than normal
	Rainfall	Climatological odds	Climatological odds	Likely to be near-normal
Lebanon	Temperature	Likely to be warmer than normal	Much more likely to be warmer than normal	Much more likely to be warmer than normal
	Rainfall	Climatological odds	Climatological odds	Likely to be near-normal
Jordan	Temperature	Likely to be warmer than normal	Much more likely to be warmer than normal	Much more likely to be warmer than normal
	Rainfall	Climatological odds	Climatological odds	Likely to be near-normal

Outlooks for months 4 to 6: As forecast uncertainty generally increases with longer range the 4-6-month outlook is less reliable than the 1-3 month outlook. Outlook information will only be provided when the model data signals likely outcomes. Additionally, the longer range outlook utilises fewer models because not all seasonal models are available for the extended range. Information provided in this presentation should be used to raise early awareness of potential hazards only and should be updated with the 3-month outlook when available.

Outlook: March to August – MENA – Middle East (2)

		Forecast summary		
		March	March to May	June to August
Syria	Temperature	Likely to be warmer than normal	Much more likely to be warmer than normal	Much more likely to be warmer than normal
	Rainfall	Climatological odds	Climatological odds	Likely to be near-normal
Iraq	Temperature	Likely to be warmer than normal	Much more likely to be warmer than normal	Much more likely to be warmer than normal
	Rainfall	Climatological odds	Climatological odds	Likely to be near-normal
Yemen	Temperature	Likely to be warmer than normal	Much more likely to be warmer than normal	Likely to be warmer than normal
	Rainfall	Likely to be near-normal	Likely to be drier than normal	Likely to be wetter than normal

Outlooks for months 4 to 6: As forecast uncertainty generally increases with longer range the 4-6-month outlook is less reliable than the 1-3 month outlook. Outlook information will only be provided when the model data signals likely outcomes. Additionally, the longer range outlook utilises fewer models because not all seasonal models are available for the extended range. Information provided in this presentation should be used to raise early awareness of potential hazards only and should be updated with the 3-month outlook when available.

Outlook: March to August – MENA – North Africa(1)

		Forecast summary		
		March	March to May	June to August
Mauritania	Temperature	Likely to be warmer than normal	Likely to be warmer than normal	Likely to be warmer than normal
	Rainfall	Likely to be near-normal	Likely to be near-normal	Climatological odds
Morocco	Temperature	Likely to be warmer than normal	Likely to be warmer than normal	Likely to be warmer than normal
	Rainfall	Climatological odds	Climatological odds	Climatological odds
Algeria	Temperature	Likely to be warmer than normal	Likely to be warmer than normal	Much more likely to be warmer than normal
	Rainfall	Climatological odds	Climatological odds	Climatological odds
Tunisia	Temperature	Likely to be warmer than normal	Likely to be warmer than normal	Much more likely to be warmer than normal
	Rainfall	Climatological odds	Climatological odds	Climatological odds

Outlooks for months 4 to 6: As forecast uncertainty generally increases with longer range the 4-6-month outlook is less reliable than the 1-3 month outlook. Outlook information will only be provided when the model data signals likely outcomes. Additionally, the longer range outlook utilises fewer models because not all seasonal models are available for the extended range. Information provided in this presentation should be used to raise early awareness of potential hazards only and should be updated with the 3-month outlook when available.

Outlook: March to August – MENA – North Africa(2)

		Forecast summary		
		March	March to May	June to August
Libya	Temperature	Likely to be warmer than normal	Likely to be warmer than normal	Much more likely to be warmer than normal
	Rainfall	Climatological odds	Climatological odds	Likely to be near-normal
Egypt	Temperature	Likely to be warmer than normal	Much more likely to be warmer than normal	Much more likely to be warmer than normal
	Rainfall	Climatological odds	Climatological odds	Likely to be near-normal
Eritrea	Temperature	Likely to be warmer than normal	Much more likely to be warmer than normal	Likely to be warmer than normal
	Rainfall	Likely to be drier than normal	Climatological odds west, Likely to be drier than normal east	Likely to be wetter than normal

Outlooks for months 4 to 6: As forecast uncertainty generally increases with longer range the 4-6-month outlook is less reliable than the 1-3 month outlook. Outlook information will only be provided when the model data signals likely outcomes. Additionally, the longer range outlook utilises fewer models because not all seasonal models are available for the extended range. Information provided in this presentation should be used to raise early awareness of potential hazards only and should be updated with the 3-month outlook when available.

Outlook: March to August – Caribbean and Central America (1)

		Forecast summary		
		March	March to May	June to August
Caribbean Region	Temperature	Much more likely to be warmer than normal	Much more likely to be warmer than normal	Much more likely to be warmer than normal
	Rainfall	Likely to be wetter than normal	Likely to be wetter than normal	Likely to be near-normal
Haiti	Temperature	Much more likely to be warmer than normal	Much more likely to be warmer than normal	Much more likely to be warmer than normal
	Rainfall	Likely to be wetter than normal	Likely to be wetter than normal	Likely to be near-normal
Guyana	Temperature	Likely to be warmer than normal	Likely to be warmer than normal	Likely to be warmer than normal
	Rainfall	Likely to be wetter than normal	Likely to be wetter than normal	Climatological odds

Outlooks for months 4 to 6: As forecast uncertainty generally increases with longer range the 4-6-month outlook is less reliable than the 1-3 month outlook. Outlook information will only be provided when the model data signals likely outcomes. Additionally, the longer range outlook utilises fewer models because not all seasonal models are available for the extended range. Information provided in this presentation should be used to raise early awareness of potential hazards only and should be updated with the 3-month outlook when available.

Outlook: March to August – Caribbean and Central America (2)

		Forecast summary		
		March	March to May	June to August
Venezuela	Temperature	Likely to be warmer than normal	Likely to be warmer than normal	Likely to be warmer than normal
	Rainfall	Likely to be wetter than normal	Likely to be wetter than normal	Climatological odds
Colombia	Temperature	Likely to be warmer than normal	Likely to be warmer than normal	Likely to be warmer than normal
	Rainfall	Likely to be wetter than normal	Likely to be wetter than normal	Climatological odds

Outlooks for months 4 to 6: As forecast uncertainty generally increases with longer range the 4-6-month outlook is less reliable than the 1-3 month outlook. Outlook information will only be provided when the model data signals likely outcomes. Additionally, the longer range outlook utilises fewer models because not all seasonal models are available for the extended range. Information provided in this presentation should be used to raise early awareness of potential hazards only and should be updated with the 3-month outlook when available.

Outlook: March to August – British Overseas Territories

		Forecast summary		
		March	March to May	June to August
Southern Europe	Temperature	Much more likely to be warmer than normal	Likely to be warmer than normal west, Much more likely to be warmer than normal east	Much more likely to be warmer than normal
	Rainfall	Climatological odds west, Likely to be wetter than normal east	Climatological odds west, Likely to be wetter than normal east	Climatological odds
Central Indian Ocean	Temperature	Much more likely to be warmer than normal	Likely to be warmer than normal	Likely to be warmer than normal
	Rainfall	Climatological odds	Climatological odds	Climatological odds
Central Pacific	Temperature	Much more likely to be warmer than normal	Much more likely to be warmer than normal	Much more likely to be warmer than normal
	Rainfall	Likely to be drier than normal	Climatological odds	Climatological odds

Outlooks for months 4 to 6: As forecast uncertainty generally increases with longer range the 4-6-month outlook is less reliable than the 1-3 month outlook. Outlook information will only be provided when the model data signals likely outcomes. Additionally, the longer range outlook utilises fewer models because not all seasonal models are available for the extended range. Information provided in this presentation should be used to raise early awareness of potential hazards only and should be updated with the 3-month outlook when available.

Annex 1 – Supplemental Information

For further information

WMO Lead Centre for Long-Range Forecast Multi-Model Ensemble (LC-LRFMME)

<https://www.wmolc.org/>

International Research Institute for Climate and Society (IRI)

<http://iridl.ldeo.columbia.edu/maproom/>

NOAA El Niño technical info

<https://www.ncei.noaa.gov/access/monitoring/enso/>

Met Office

<https://www.metoffice.gov.uk/services/government/international-development>

Climate Outlook Fora (<https://public.wmo.int/en/our-mandate/climate/regional-climate-outlook-products>)

Technical notes

The [WMO lead centre for long-range forecast multi-model ensemble \(LC-LRFMME\)](#) produce a probabilistic multi-model mean forecast product in which the multi-model mean is based on uncalibrated model output with a model weighting system that accounts for errors in both the forecast probability and ensemble mean. The method used by LC-LRFMME separately computes a probabilistic forecast and calculates tercile probabilities with respect to climatology for each individual model, before creating the weighted multi-model mean. In seasonal prediction, shifts in the tercile probabilities are always closely associated with the shifts in the probability of extremes, and we can use the probability of terciles to provide information on the likelihood of above- or below- normal conditions. The thresholds used in the forecast summaries are defined below.

Seasonal forecasts rely on the aspects of the global weather and climate system that are more predictable, such as tropical sea-surface temperatures or the El Niño–Southern Oscillation (ENSO). However, whilst such forecasts may be able to show what is more or less likely to occur, they acknowledge that other outcomes are possible.

In addition, forecast uncertainty generally increases with longer range so the 6-month outlook is less reliable. It is also based on less information, because not all models are available to this range. Therefore the information presented here should be used to raise early awareness of potential hazards, and should be updated with the 3-month outlook when available.

In the report and tables precipitation is referred to as rainfall but in fact encompasses any form of water, liquid or solid, falling from the sky. Temperatures are the (2 metre) near-surface temperature.

Description	Definition
Much more likely to be below normal	When probability of lower tercile > 70%
More likely to be below normal	When probability of lower tercile is 40-70%
Likely to be normal	When probability of middle tercile is 40-70%
Much more likely to be near-normal	When probability of middle tercile > 70%
Likely to be above near-normal	When probability of upper tercile is 40-70%
Much more likely to be above normal	When probability of upper tercile > 70%
Climatological odds	When probabilities for all categories are roughly 33%

Global Producing Centres (GPC) forecasts used by WMO LC-LRFMME:

- GPC CPTC (INPE),
- GPC ECMWF,
- GPC Exeter (Met Office),
- GPC Melbourne (BOM),
- GPC Montreal (CMC),
- GPC Moscow (Hydromet Centre of Russia),
- GPC Offenbach (DWD),
- GPC Pretoria (SAWS),
- GPC Seoul (KMA),
- GPC Tokyo (JMA),
- GPC Toulouse (Meteo France),
- GPC Washington (NCEP)

Enquiries

Email: internationaldevelopment@metoffice.gov.uk

Web: <https://www.metoffice.gov.uk/services/government/international-development>