

**The following represents a provisional assessment of the weather experienced across the UK during 2022 and how it compares with the 1991 to 2020 average.**

2022 was the warmest year on record for the UK in a series from 1884 for maximum and mean temperatures, and it was the second warmest for minimum temperature (behind only 2014). All individual months except December were warmer than average. It was also the warmest year on record for the Central England Temperature (CET) series from 1659. Rainfall was mostly below average for the year, with the months from January to August, and December, all being generally drier than average. The autumn months were wetter than average, although this was not enough to fully offset the deficit from the previous eight months. It was a sunnier than average year for most areas, especially eastern England, with only some northern and western fringes recording less sunshine than average.

Notable extreme events of 2022 included a sequence of particularly stormy weather during February, including storm Eunice on 18 February when two red warnings for wind were issued and during which a new England gust speed record was set with a gust of 122 mph recorded at Needles (Isle of Wight). Extreme heatwaves in the summer months included temperatures in excess of 40 °C being recorded in the UK for the first time. There was a prolonged cold spell during the first half of December, one of the most significant cold spells to affect the UK since December 2010.

The provisional UK mean temperature for 2022 was 10.0 °C, which is 0.9 °C above average, reaching 10 °C for the first time and exceeding the UK's previous warmest year (2014, 9.9 °C). All four seasons – winter, spring, summer and autumn – were in the top-ten warmest for the UK overall. An unprecedented heatwave set a new all-time high of 40.3 °C at Coningsby (Lincolnshire) on 19th July, and also a new highest daily minimum of 26.8 °C at Shirburn Model Farm (Oxfordshire) on the same date. There was also a longer but less intense heatwave in the second week of August. Temperatures exceeded 30 °C somewhere in the UK on 19 days, including eight days in a row from 8th to 15th August. The lowest temperature of the year was -17.3 °C at Braemar (Aberdeenshire) on 13th December, while, on 12th December, this station also recorded the lowest maximum of -9.3 °C, the UK's lowest daily maximum temperature since December 2010.

Rainfall was below normal through the first two-thirds of the year, though a wet autumn went some way towards offsetting this. July and August were particularly dry, with some stations in southern England recording very little rain during July. It was the driest January-August period since 1976 and drought conditions were declared across parts of England and Wales. The provisional UK rainfall total for 2022 was 1051 mm, which is 90% of the 1991-2020 average. Parts of East Anglia saw only around 70% of their annual average rainfall.

January and March were particularly sunny for most or all of the UK, and May was the dullest month of the year relative to average. The year was provisionally the UK's seventh sunniest in a series from 1919, helped by a rather sunny summer. The provisional annual UK sunshine total was 1530 hours, which is 109% of average. For several individual counties in eastern England this was the sunniest year on record.

### UK statistical summary

#### Mean temperature

The provisional mean is 10.0 °C, which is 0.9 °C above the 1991-2020 average.

#### Rainfall

The provisional total is 1051 mm, which is 90% of the 1991-2020 average.

#### Sunshine

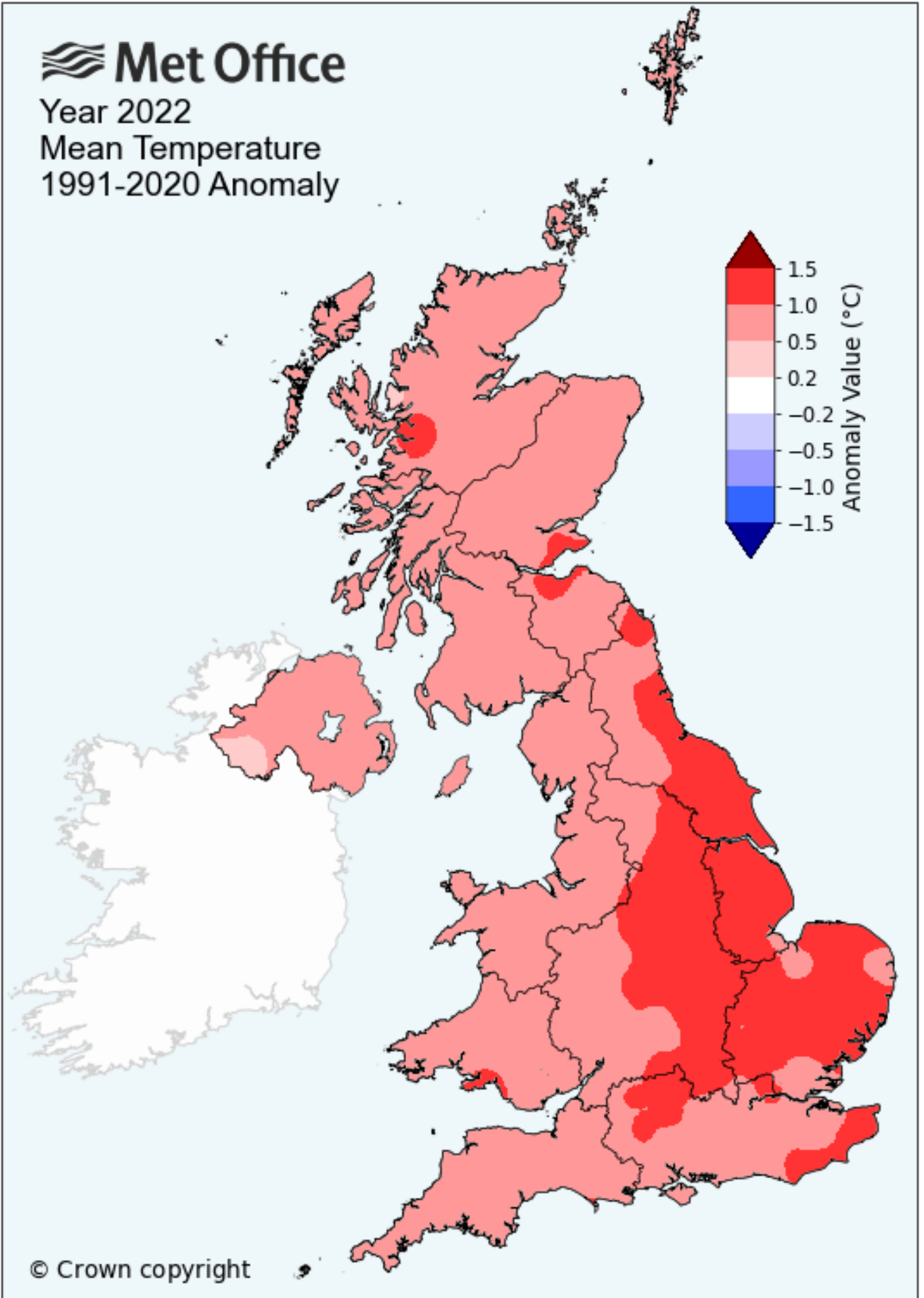
The provisional total is 1530 hours, which is 109% of the 1991-2020 average.

 **Met Office**

Year 2022

Mean Temperature

1991-2020 Anomaly



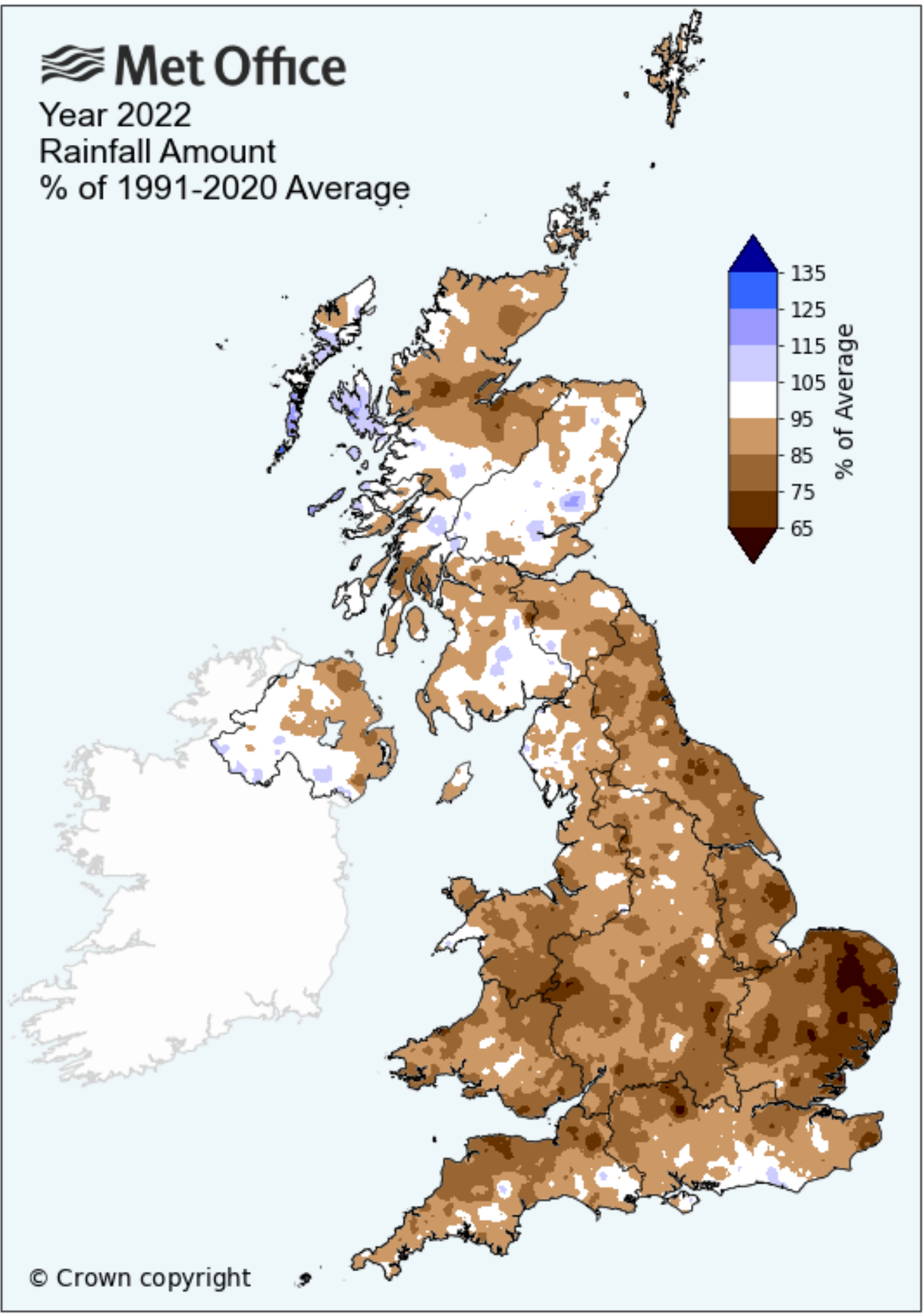
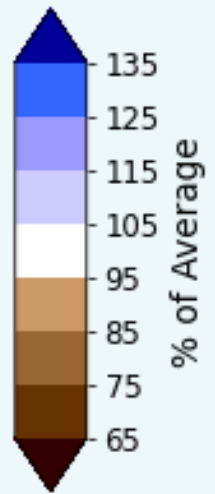
© Crown copyright



Year 2022

Rainfall Amount

% of 1991-2020 Average



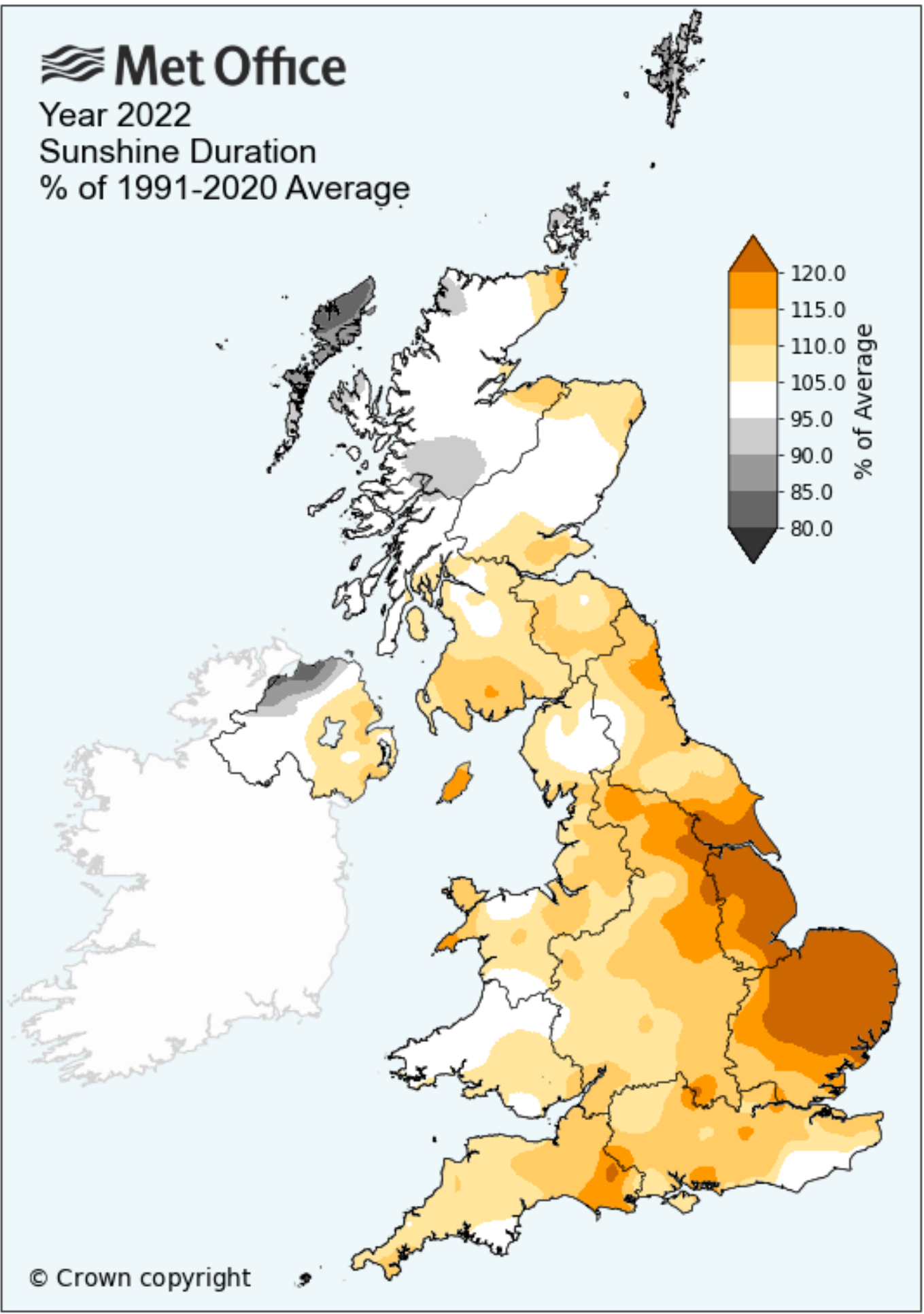
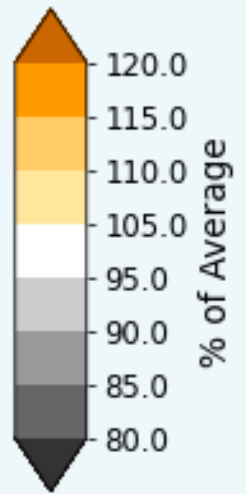
© Crown copyright

 **Met Office**

Year 2022

Sunshine Duration

% of 1991-2020 Average



© Crown copyright

