

Autumn 2019

The following represents an assessment of the weather experienced across the UK during Autumn 2019 (September, October, November) and how it compares with the 1981 to 2010 average.

There was a settled spell in mid-September with plenty of dry sunny weather, but the end of September was very wet over most of the UK, and this unsettled theme persisted for most of October and November. The jet stream regularly tracked further south than usual, meaning that much of England and Wales were wetter and duller than average for October and November, but parts of Scotland and Northern Ireland were relatively sunny and dry.

The autumn overall was slightly colder than average. September was generally a little warmer than average, but October had a short-lived cold snap on the 2nd and 3rd and a longer cold spell from the 27th to 30th, with generally near-average temperatures during the rest of the month. Much of November, especially the 6th-21st, was colder than average. The UK monthly mean temperature was 0.5 °C above average for September, 0.5 °C below average for October, and 0.9 °C below average for November.

September rainfall totals were below average in northern Scotland and in the far south-east of England, but well above average in most other areas; most of the month's rain fell from the 21st onwards. Overall the UK had 127% of average rainfall. October was a wet month over most of England and east Wales, but a little drier than average over most of Scotland, Northern Ireland and Cumbria. The UK overall had 109% of average for the month. November was very wet in many eastern areas and the English Midlands, but remarkably dry in north-west Scotland, giving 97% of average UK-wide.

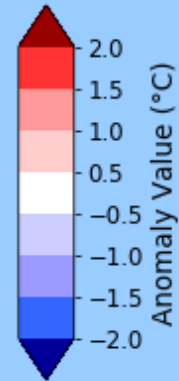
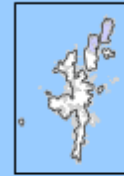
Most parts of the UK were sunnier than average in September, due mainly to the spell of sunny weather around mid-month. October was also sunnier than average over much of Scotland, Northern Ireland and Cumbria, but duller than normal over most of England and Wales, especially in southern England. November was sunny for western Scotland and Shetland, but dull in most other areas. Sunshine totals for the UK overall were 115% of average in September, 95% of average in October, and 84% in November.

UK statistical summary

Mean Temperature	Rainfall	Sunshine
The provisional mean value is 9.1 °C, which is 0.3 °C below the 1981-2010 average.	The provisional total is 379 mm, which is 110% of the 1981-2010 average.	The provisional total is 280 hours, which is 102% of the 1981-2010 average.



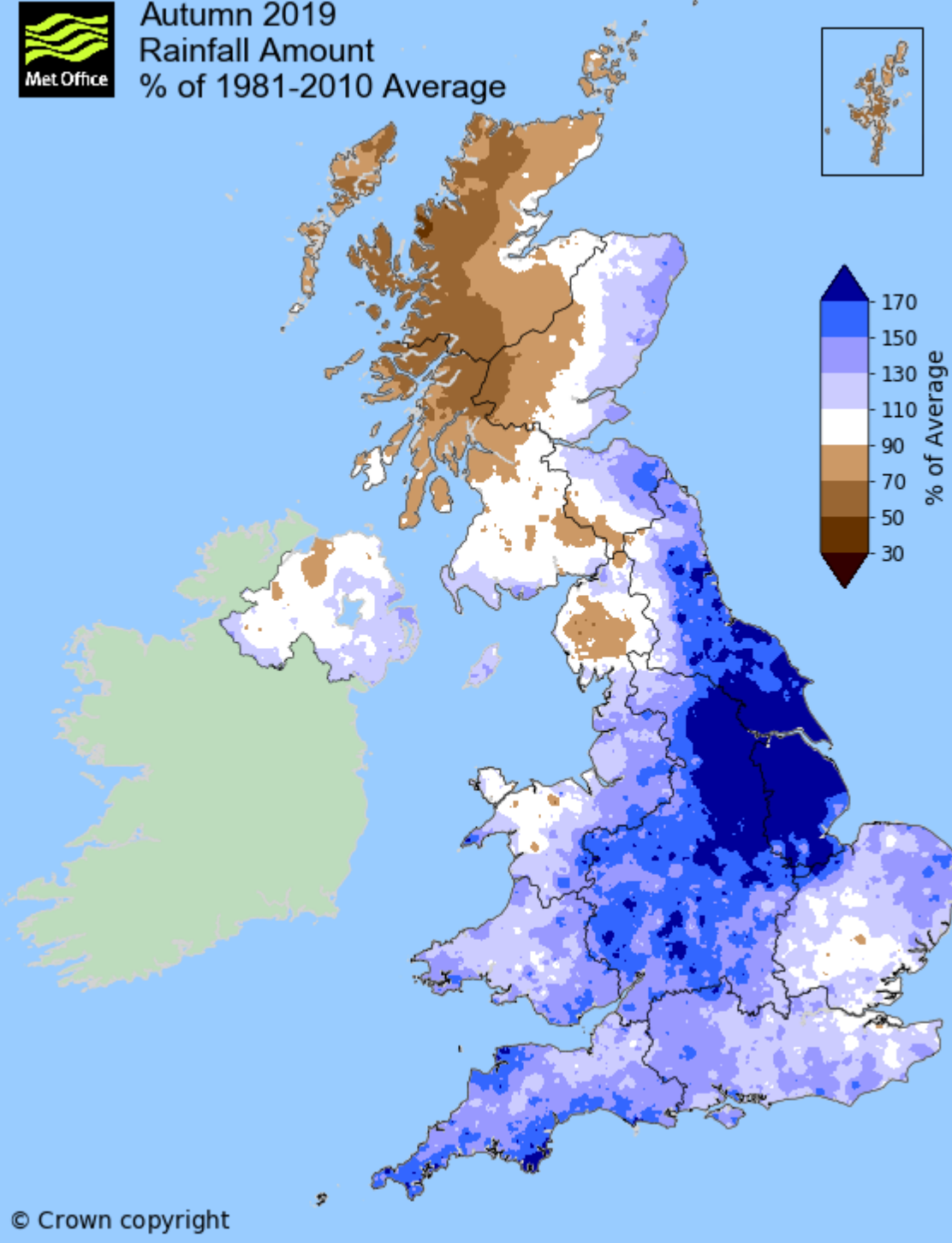
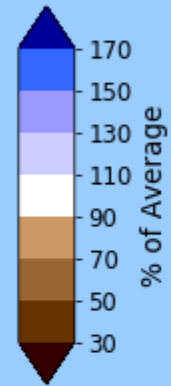
Autumn 2019
Mean Temperature
1981-2010 Anomaly



© Crown copyright



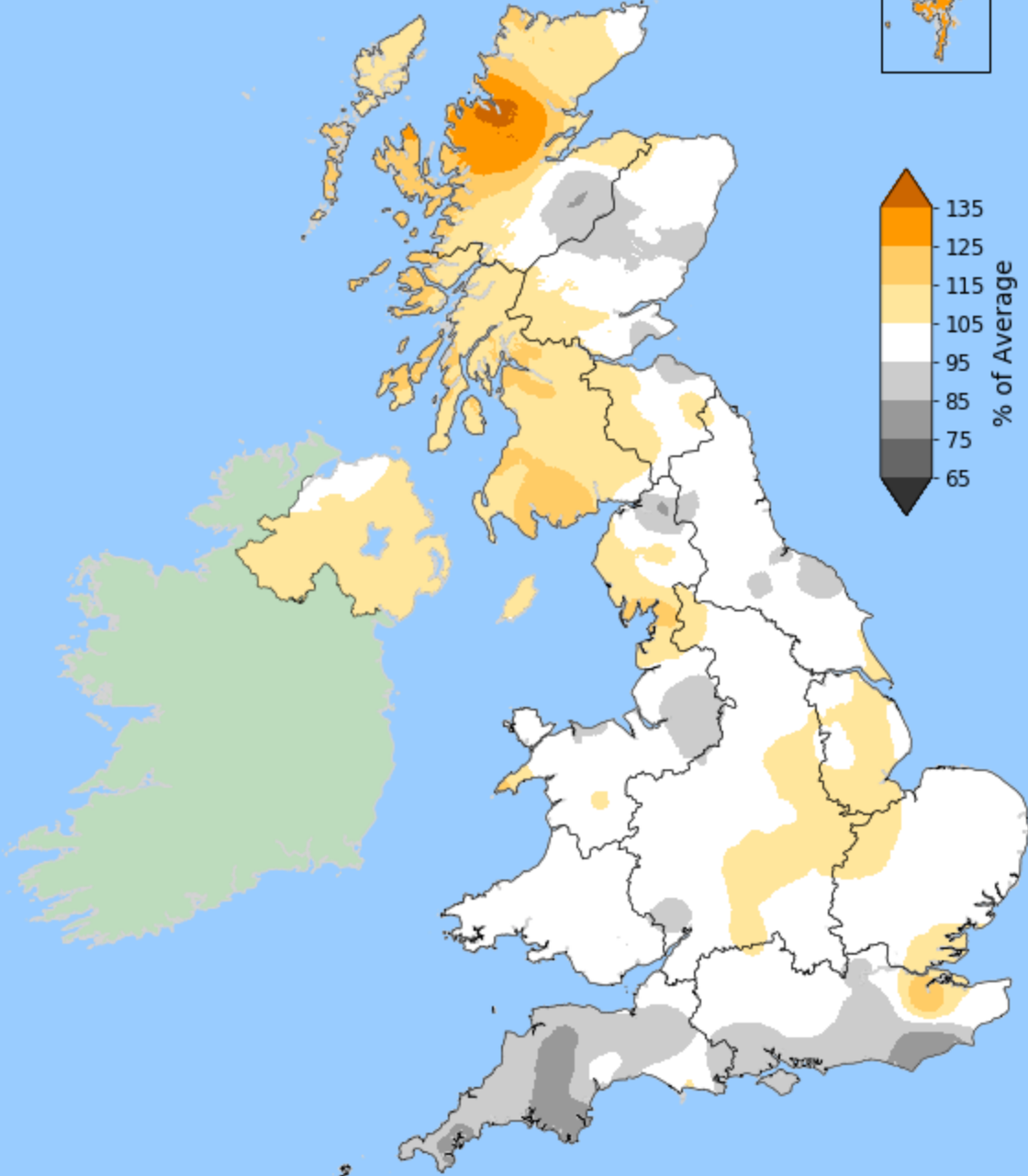
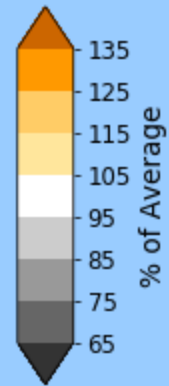
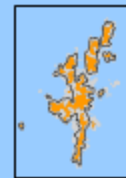
Autumn 2019 Rainfall Amount % of 1981-2010 Average



© Crown copyright



Autumn 2019 Sunshine Duration % of 1981-2010 Average



© Crown copyright

Mean Temperature - Autumn - 2019 - UK

